



FPS

Branded quality at the best price

CONTENTS

Office buildings & Retail **10** Simple residential complex **12**

Benefits **16** Layout **20**
Master key system **22** Processes **24**



Benefits **27** Key **28**
Versions **30** Options **32**



Benefits **36** Euro profile **38** Scandinavian oval profile **44**
Portal cylinder **46** UK oval profile **48** Versions **52** Options **56**



Benefits **67** Padlocks **68**
Versions **71** Options **72**



Benefits **75** Cam cylinder **76**
Versions **82** Optionen & Accessories **84**



Benefits **93** Rim and outside cylinder **94** Inside cylinder **103**
Versions **104** Options & Accessories **106**



Benefits **115** Furniture cylinder **116**
Versions **120** Options & Accessories **122**



Benefits **129** Switch & switching cylinder **130**
Versions **131**



Benefits **133** Insert cylinder **134**
Versions **136** Options & Accessories **137**

Support **140** Planning **142**
Installation **150** Handover & Operation **152**

EVVA | A tradition with a future

Founded in Vienna in 1919, the EVVA Group is now represented by the headquarters in Vienna, by 10 subsidiaries in Europe and by distributors worldwide. EVVA employs around 750 people throughout Europe.

Three engineers joined forces in 1919 to form the "Erfindungs-Versuchs-Verwertungs-Anstalt" (Invention, Experimentation and Application Institute), or EVVA for short. In 1937, EVVA received the first patent for a cylinder padlock, helping the company to strike out on the path of security technology. Nikolaus Bujas took over the company in 1973, he invested in machinery and expanded the in-house research and development department.

Research, development & expansion

At the end of the 1970s, Sven Berlage pushed forward the expansion of the branches, as well as export and international positioning of the company. Since 1999, Mag. Stefan Ehrlich-Adám has been the third generation at the head of the family-run company. He is setting the course for a successful future for EVVA. Alongside

tradition, research and development are key focus areas. Innovation and development are important elements to help EVVA grow into a major, international player. EVVA is already a leading manufacturer of access solutions in Europe.

Excellent mechanical locking systems & innovative electronic access control systems

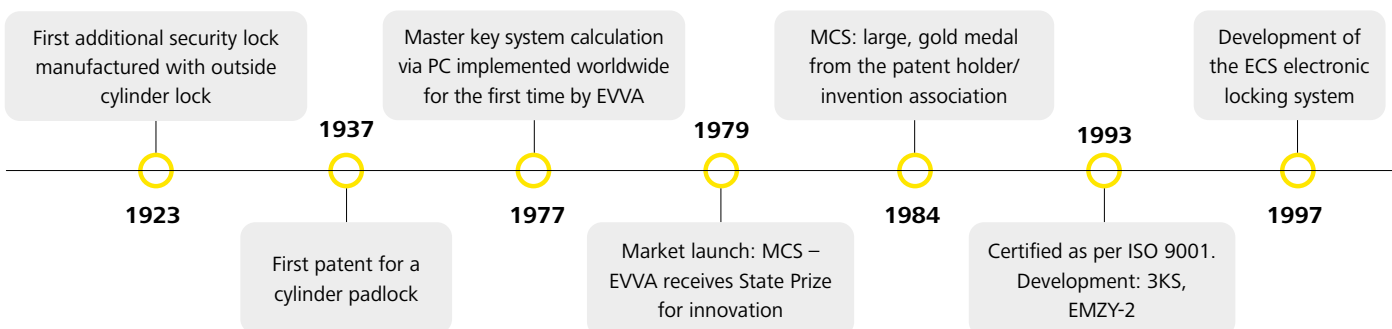
The long-established company EVVA is one of the best suppliers of mechanical locking systems.

EVVA has been offering two innovative electronic locking systems since 2014 - Xesar and AirKey - products that are the result of EVVA's many years of experience in electronic access control.

Facts & figures

-
- Headquarters in Vienna & 10 branches
-
- 750 employees throughout Europe
-
- EVVA supplies to over 50 countries all over the world
-
- TRIGOS Award 2012
-
- 2011 City of Vienna environmental award
-
- Consecutive, annual ÖKOPROFIT awards since 1999
-
- Certified as per ISO 9001
-

Overview of innovations



**EVVA –
innovation
since 1919**

EVVA continues to invest in its workforce



Corporate social responsibility (CSR)

For EVVA, CSR is more than just image, it is a necessity. Particularly for top technology companies, it is essential to work as sustainably as possible. Protecting environmental resources, investing in employees and paving the way for economic success.

Photovoltaic energy generation at EVVA



Clean production

EVVA is increasing its focus on an oil- and water-free production of products. This type of production, known as clean production, offers a wide range of advantages. EVVA has received numerous prizes for sustainable innovations. Examples include the Leonardo Award 2004, the Environmental prize 2011 from the City of Vienna, the TRIGOS Award 2012, as well as the annual "Ökoprofit-Auszeichnung" (Ecological Project for Integrated Environmental Technology Award) every year since 1999.

2006

Development of new mechanical locking systems (EPS, 3KSplus)

ICS market launch

2009

Launch of the innovative, electronic Xesar and AirKey systems

2014

Market launch 4KS

2016

Launch of the Bluetooth function for AirKey

2018

Xesar Software Release 3.0

2019

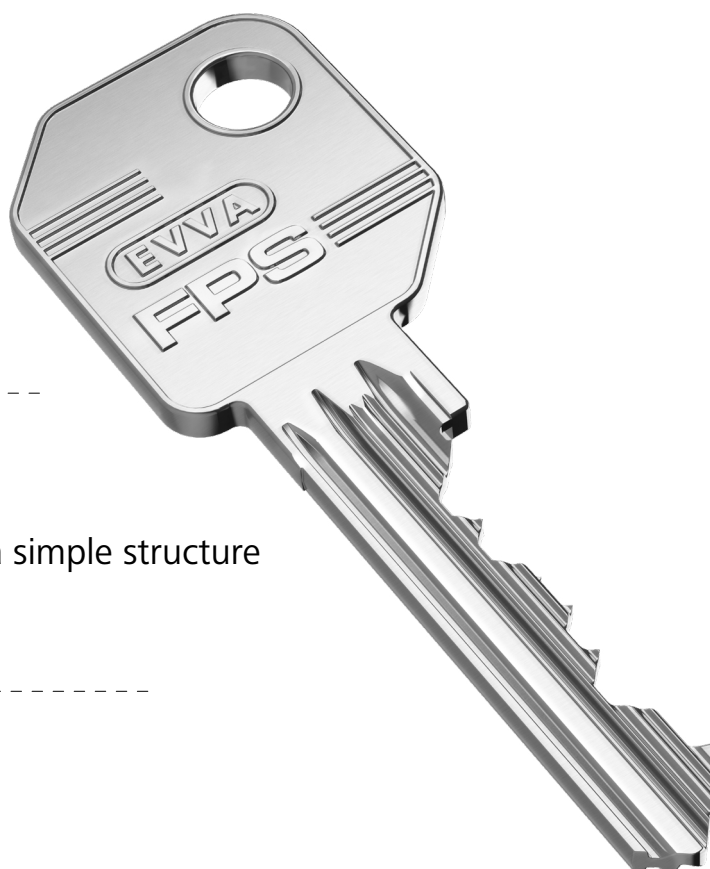
New patent for EPS and FPS

2021



FPS. Branded quality at the best price

FPS provides an excellent and decent level of security and reliable comfort. FPS is suitable for master key systems with a more simple structure. Why opt for a master key system? Access all doors using only a single key – main entrance, front door, basement, letter box. The FPS key is also available as design key in various colours.




FPS benefits at a glance

- › One key fits all
 - › For master key systems with a simple structure
 - › Branded quality
 - › Patent protection until 2041
-

The access system for simply structured master key systems

FPS is ideal for small locking systems and clearly defined user groups. For instance on doors within residential complexes or office buildings. In cooperation with qualified partners, EVVA has been providing security technology for a hundred years.



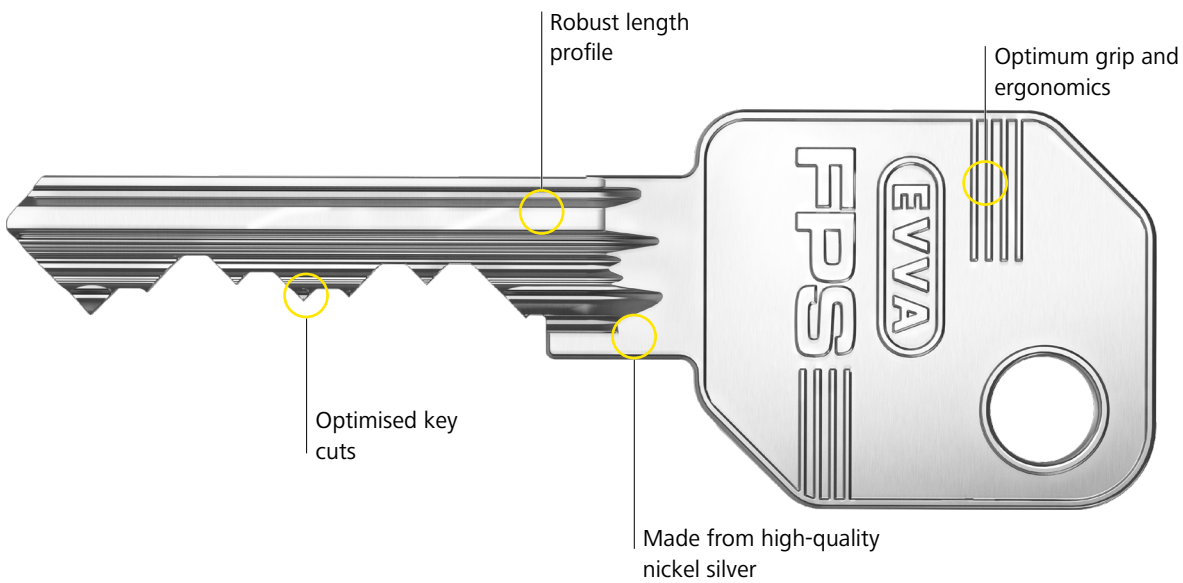
Zuidzicht | BE



OC LETMO | CZ

FPS. One system, many details

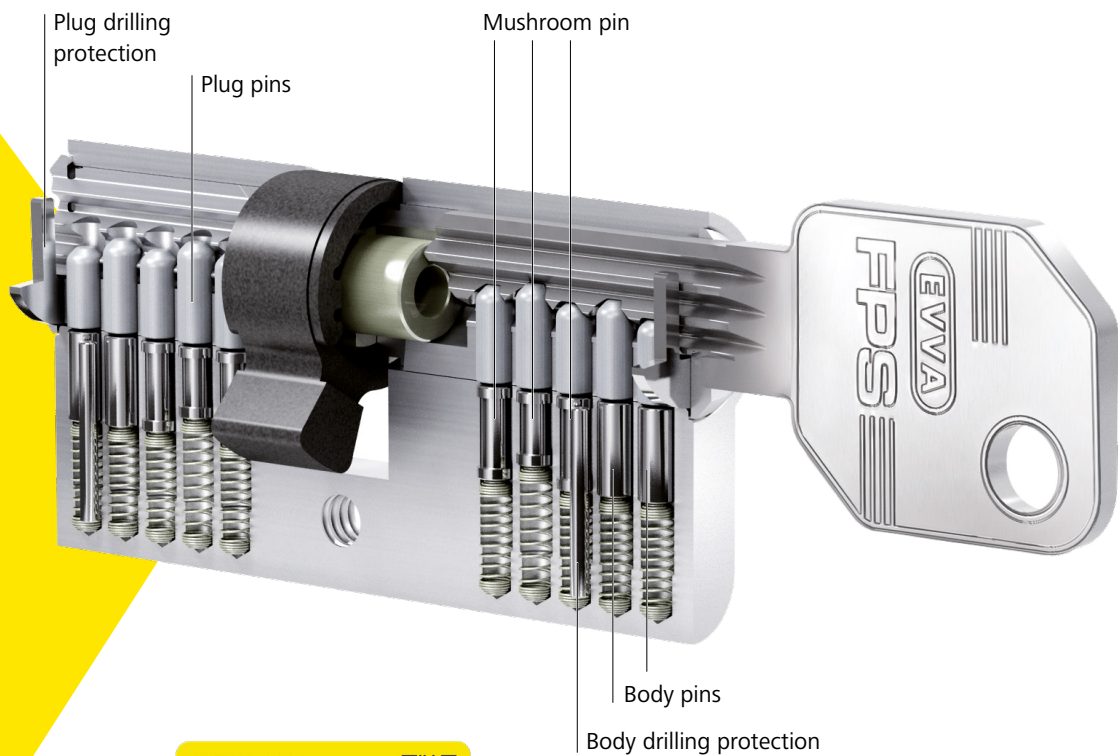
FPS features a spring-loaded pin tumbler system with 5 or 6 active, spring-loaded scanning elements. FPS keys are strong, wear-resistant and durable, nickel silver keys. The authorisation features on FPS keys are verified at two levels in the cylinder lock. FPS cylinders are exclusively manufactured in compact design.



Practical, handy and appealing.

Optionally, FPS keys are available in a range of colors. The color coding helps to easily distinguish between keys.





All-round protection:

Key copies, additional cylinders and lock charts are available from authorised EVVA Partners, providing the relevant proof of legitimacy only, i.e. the EVVA security card.

Benefit from the security features

The reliable FPS cylinder technology offers lasting protection against illegal opening methods.



Drilling protection



Pulling protection



...s and ...ical changes.



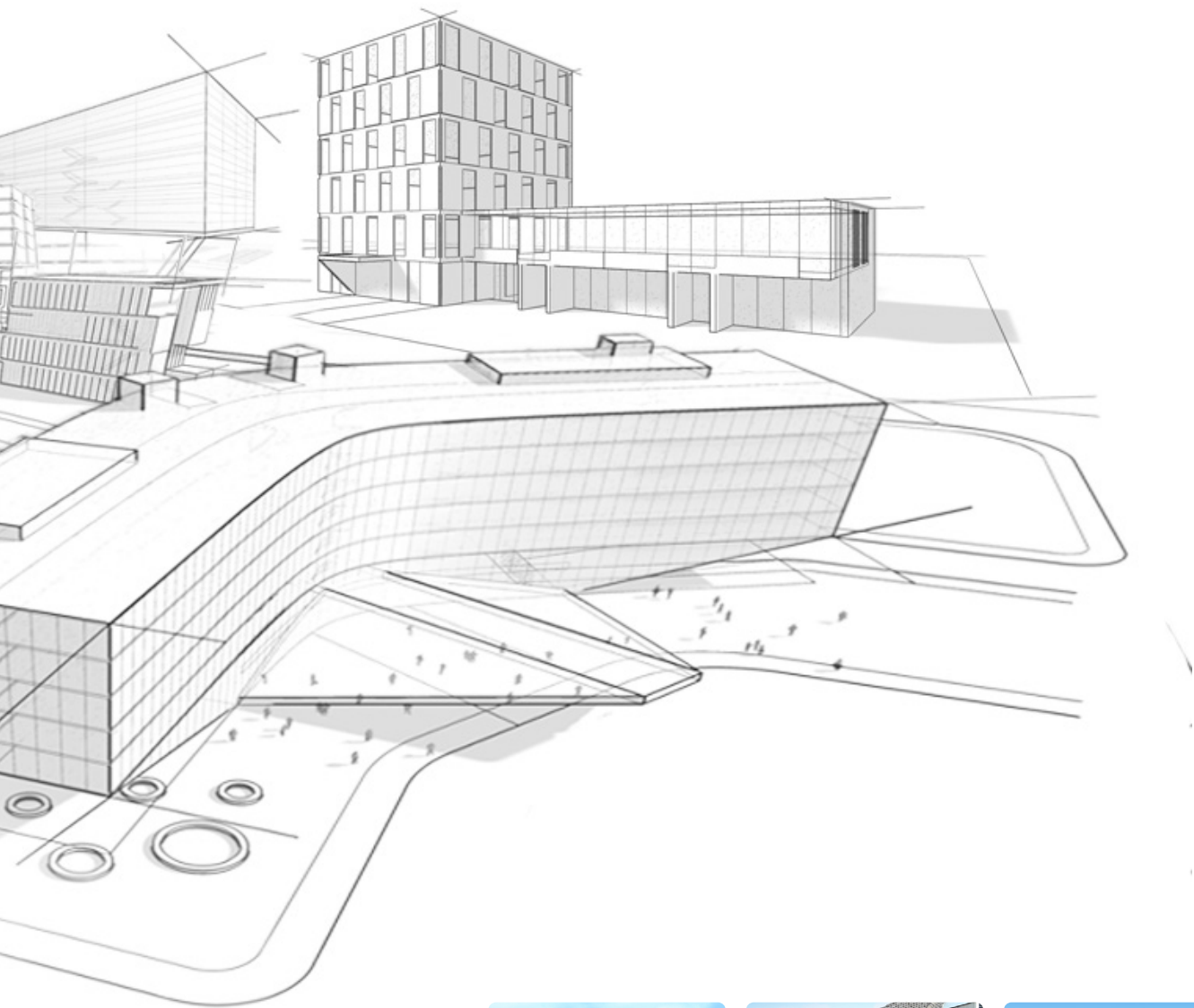
FPS | Solutions



Page
10

Office building & Retail
Simple, well-secured
Offices, clubs, shops





Page
12



Simple residential complex

Different user groups - well organised
Simple structures and small homes

FPS | Office buildings & Retail



OC LETMO | CZ

Ostrava Business Park | CZ
Hala Polárka | CZ
Diamond Business Park Ursus | PL



Best Practice

Object	OC LETMO
Building type	Office building and Retail
Location & Year	Brno (CZ) 2012
Units	150 FPS cylinder

Special features of the project:

The object was realised with the CPS system, which corresponds to the current FPS system. The key's patented features prevent unauthorised key duplication in the long term and give tenants security that they can rely on. The robust design ensures a long service life without maintenance and thus reduces costs for the operator.


Further successful projects: Kiriku, EE | NEM Energy B.V., NL | Městský úřad Velká Bíteš, CZ

» All references can be found on our website.

Easily organised

A new employee arrives. He needs a new key. In a hurry, which, however, may only lock the areas intended for him. It would also be desirable that only one key is issued per employee. This makes the processes easier and the system secure.

FPS makes it easy to implement simple structured locking systems so that the employee can lock the entrance door, the office door and his filing cabinets with just one key, but not his supervisor's office door.



One for all:

FPS supports the organisation in the office: With an FPS master key system, it is possible for every employee to use only one key to enter the areas to which they are authorised and obliged to access.

Master key system
 » Page 22



In an emergency

FPS meets the common standards, such as those for special locks with panic function. So that people can quickly move from indoors to outdoors when necessary.

Standards
 » Page 146




Increased protection

Supplier entrances are often located in less prominent places, e.g. at the rear of the building. FPS is optionally available with increased plug pulling and drilling protection.

Profile cylinder options
 » Page 56

see the system overview
 » from page 20



FPS | Simple residential complexes



Zuidzicht | BE

Centrum služeb pro seniory | CZ
Zorgvilla Poort van Saksen Weimar | NL
Hotel Vír | CZ



Best Practice

Object	Zuidzicht
Building type	Residential complexes
Location & Year	Hasselt (BE) 2014
Units	600 FPS cylinder

Special features of the project:

Operators had clear specifications for the security of the locking solution. We wanted a mechanical locking system with a long patent term in order to be able to guarantee reordering and the secure longevity of the system. The locking system should also be easy to administer. The local EVVA partner supplied the FPS system, the perfect solution that meets all requirements. FPS operates at two levels on the basis of a reliable pin system and features solid locking pins.


Further successful projects: Residence Porte Saint Gérard, BE | Domov mládeže Mohelnice, CZ | Horní Lán Olomouc, CZ | Bytový dům Švýcarská, CZ

» All references can be found on our website.

Comfortable living

Only one key that locks the front door, mailbox, apartment door and bicycle cellar? This would not only make the tenants' lives more comfortable, but also considerably simplify the organisational work for the property management.

FPS makes it easier. Small or simply structured locking systems for residential complexes can be easily implemented, and a technical key can also be integrated. If a key is lost or an additional key is required, this can be supplied by an EVVA partner in the shortest possible time but only on presentation of a security card.



More convenient

More comfort and a secure home in no time at all and without the hassle of locking. The practical and economical thumbturn cylinder makes it possible.

FPS thumbturn cylinder
 » Page 40, 49



For anything and everything

Whether cylinders are needed for the garage, for the letterbox or for the cellar door, the FPS cylinder range offers the right cylinder for a wide range of access variants.

FPS cam lock
 » Page 79




One for all

One key for all lockable doors in the apartment complex. The result: simple management on the one hand and a small, light set of keys on the other.

Master key system
 » Page 22

see the system overview
 » from page 20



FPS | the versatile range

Page
66
Padlocks



« Solid protection of cabinets and cellar doors.

The all-rounder »
among cylinder locks -
multifunctional, versatile and
reliably secure.

Page
36
Profile cylinder



Page
128
Switch & switching
cylinder




» Secure switching and
handling is a simple child's
play with these cylinders.

To make things run smoothly in the office, workshop and warehouse - numerous furniture cylinders, all of which can be integrated into a master key system. »


Page
114
Furniture cylinder



Whether for letterboxes or technical distributor cabinets, these cylinders can also be integrated into master key systems




Page
74
Cam lock



Page
26
Keys

« A key with features - made of nickel silver and with robust length profile



Whether inside or outside, these cylinders make e.g. rim cylinder for surface mounted lockss even more secure

Page
92
Inside, rim cylinder & outside cylinder



Page
132
Insert cylinder

» Always in use and at the same time extremely secure, the insert cylinders for special tasks

A solid investment

Later building extensions and conversions can be easily implemented because master key system reserves are taken into account.



One for all

FPS can also be used to lock barriers or garage doors and other parts of your master key systems.

System overview | Benefits



Low wear
FPS keys are low-wear and durable. They can also be assigned to several cylinders in a simply structured locking system.

Easily organised
A clearly defined locking authorisation concept and the right selection of usage options simplify processes.



Key security
Only the holder of the security card is authorised to copy keys.

Indoor security

Security also plays a major role inside the building. Storage locations for important documents, the management's office - these areas must be secured individually.

At the same time, processes within buildings must also be efficient. Anyone who is well organised can map this in their new FPS locking system. The goal: To each his own key, which only locks those areas that the owner is authorised to access.

Burglary and vandalism

The protection of valuables, devices and hazardous goods can be optimally integrated into the master key system.



Controlled lifts

Security areas subdivided according to floors - with the FPS switch and switching cylinders.




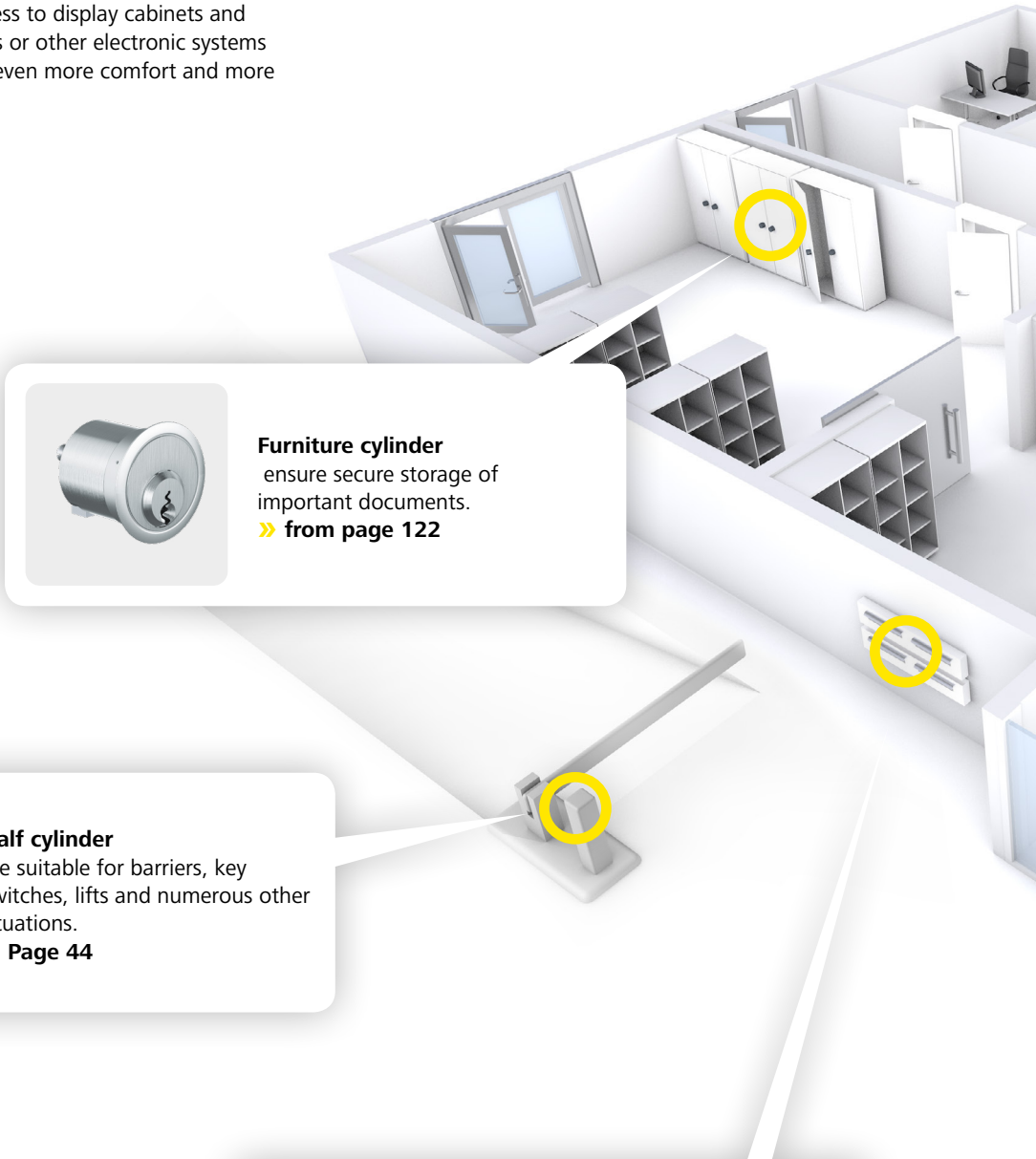
next page

The FPS range of cylinder locks fits familiar installation situations and many more.


System overview | FPS layout

Due to their features and numerous variants and options, FPS cylinder locks can handle all access situations which a locking system may meet.

Thus, access to rooms and floors, access to display cabinets and showcases or the activation of barriers or other electronic systems can be clearly structured. This means even more comfort and more security.




Furniture cylinder
ensure secure storage of important documents.
» from page 122



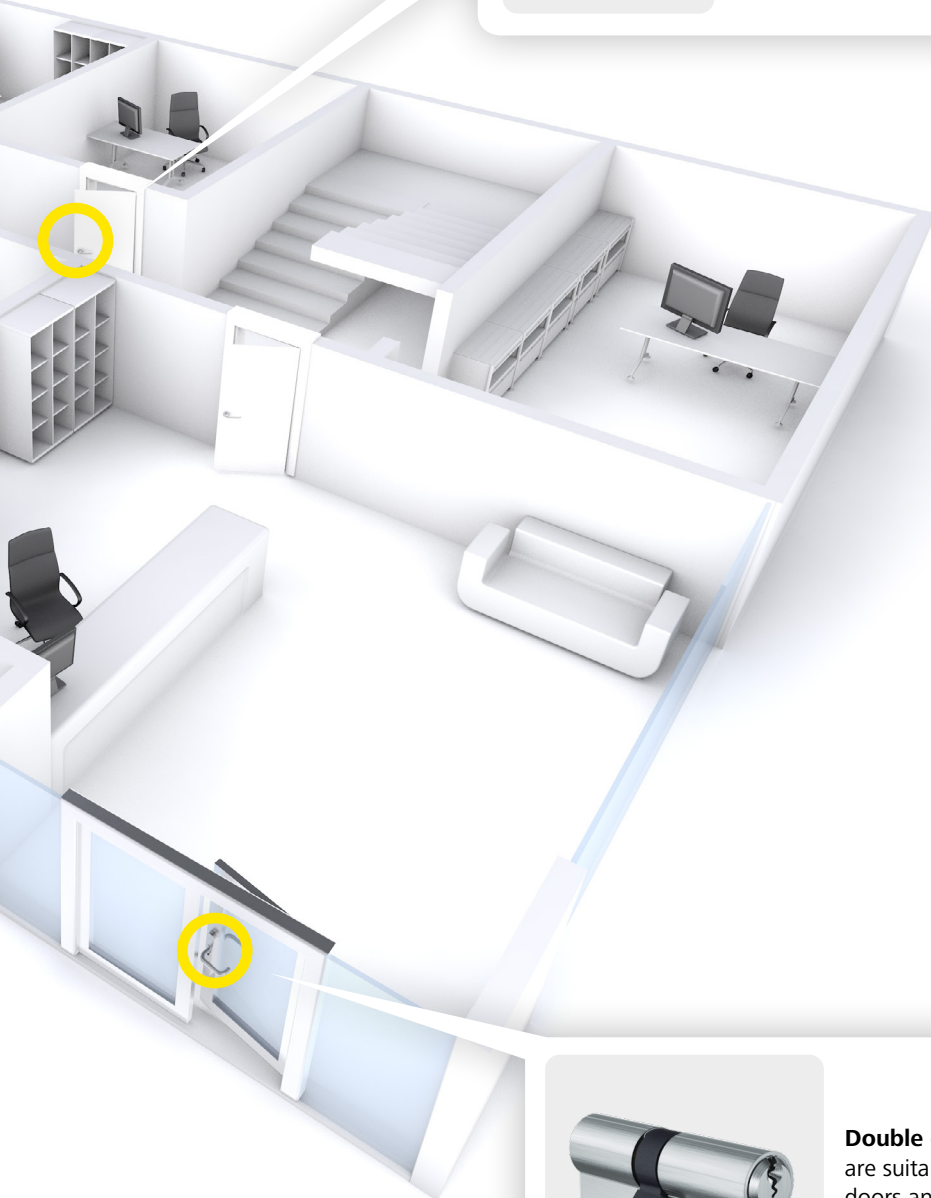
Half cylinder
are suitable for barriers, key switches, lifts and numerous other situations.
» Page 44



Cam lock
for mailbox systems and for secure storage in showcases and display cabinets.
» from Page 78



Thumbturn cylinder
allows convenient opening and closing without keys.
» Pages 42, 56




Double cylinder
are suitable for inside and outside doors and can be configured with a wide range of variants and options.
» Page 40, 54



next page

Cylinder locks and access authorisations are used to create a tailor-made master key system.



System overview | Master key system & Structure

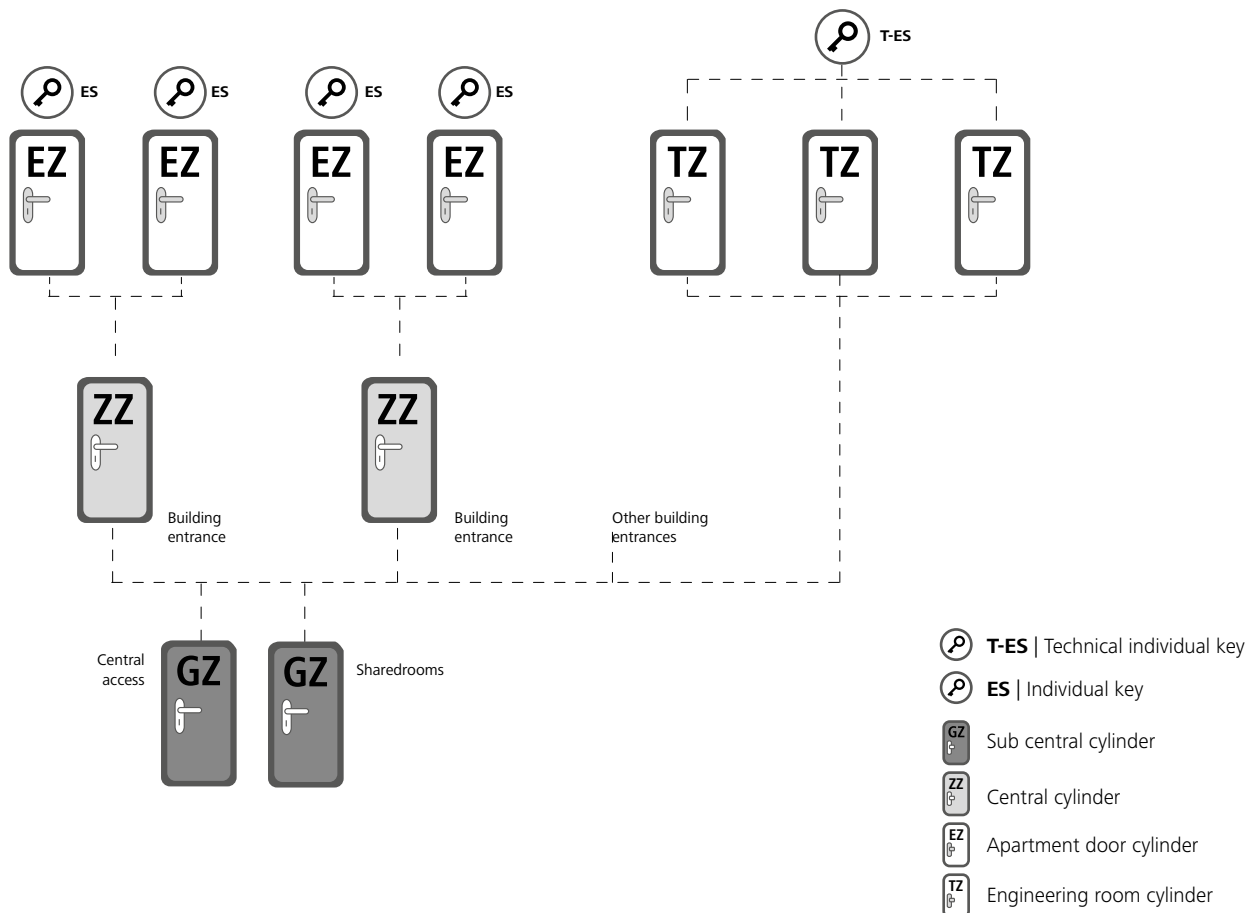
EVVA master key systems


EVVA has been developing lock charts with its project partners for almost 100 years with a great deal of know-how and great success.

FPS is ideal for small master key systems and clearly defined user groups. For instance on doors within residential complexes or office buildings. Master key system reserves can already be taken into account during the planning stage.

Example of a residential complex

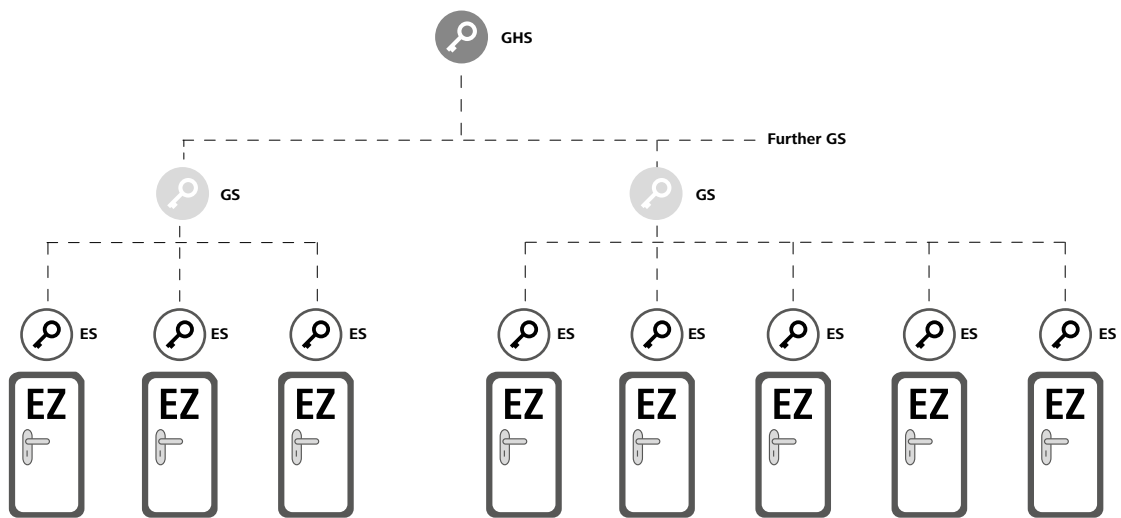
In this locking system, tenants can lock their own doors, entrances and common areas with just one key. There are individual keys for engineering rooms. Future extensions for residential cylinders are taken into account in master key systems. If an individual key (ES) is lost, it can be replaced by a new individual key, which again locks all the central cylinders and sub central cylinders.









Example business premises

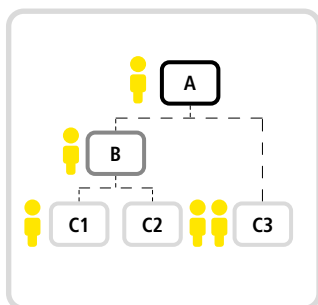
In a company building with a simply structured master key system, employees can only lock their doors, lockers, etc., while the managing director can lock everything with the GHS key.



-  **GHS** | Grand master key
-  **GS** | Master key
-  **ES** | Individual key
-  **EZ** | Individual cylinder

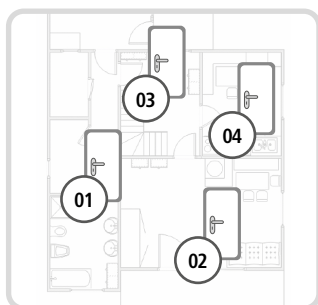
System overview | Processes

Master key system planning



User groups

Different groups are identified based on the organisational structure of the users of the building.



Rooms & Areas

These are identified for specific user groups or according to specific security requirements.

	A	B	C1	C2	C3
01	x	x	x	x	x
02	x	x	x	x	x
03	x	x	x	x	x
04	x	x	x	x	x
05	x	x	x	x	x
06	x	x	x	x	x

Lock chart

The user groups, rooms and areas are taken into consideration - who is allowed to access an area and who is not allowed.




Changes to the master key system



Key lost

Lost keys pose a high security risk. The replacement of one or more cylinders may become necessary.



Extensions

If the use of a room changes or new rooms are added, master key systems can usually be extended without any problems thanks to combined reserves and good advance planning.



EVVA documentation

We document all changes in your EVVA master key system and can therefore work for you throughout the entire life cycle of the master key system.



Key management



Key handover

We recommend documenting the handover of keys to persons, e.g. using a handover form.



Management software

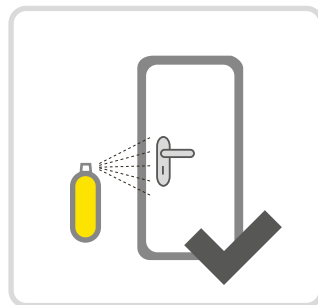
The use of suitable key management software is recommended for organisations that frequently hand over keys.



Security card (SIKA)

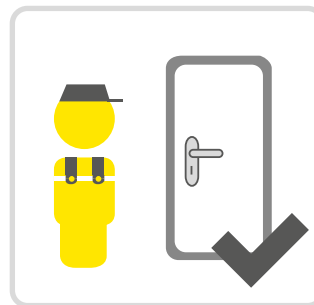
Only the owner of the security card is authorised to have new keys and cylinders made. The security card must always be kept in a safe place.

Maintenance of the system



Low maintenance

EVVA products are largely maintenance-free. EVVA recommends the EVVA care spray for particularly heavily used products.




Verification

Regular inspection of the doors prevent damage to cylinder locks.




Keys



Patented and optimised

The optimised key cuts and the associated, low wear ensure a higher level of security.



Design / combi key

Easier to manage and use in combined master key systems.



Elongated key neck

For defenders.



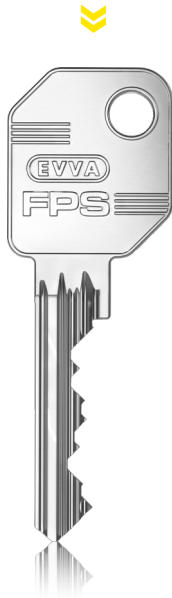
Security card

Repeat order exclusively from an authorised EVVA partner.

Keys

FPS key | Mechanical & electronic

Standard key



design key

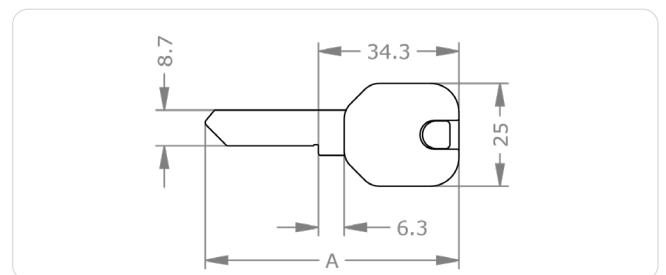
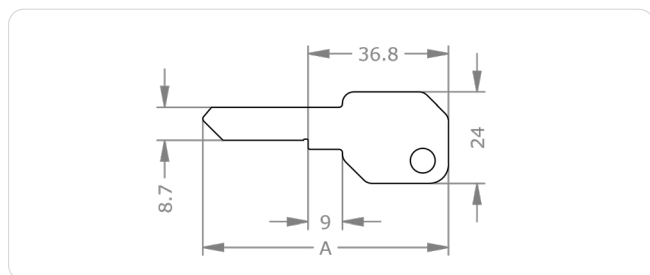


FPS standard keys for master key systems and individual lockings. With its optimised key cuts, it offers the usual ease of key insertion. With key number as standard.

FPS design keys in different colours make it easier to manage many keys with colour coding. With high-quality ergonomic plastic key bow. With key number as standard.

System	FPS5 – Functional Profile System 5 pin FPS6 – Functional Profile System 6 pin
Optional technical installation feature	LSH – Long key neck
Optional usage feature	F[...] – Colour dot - Colour TXT – Customer-specific text
Key length A in mm	FPS5: 64,4 FPS6: 69,4

System	FPS5 – Functional Profile System 5 pin FPS6 – Functional Profile System 6 pin
Colour	BL – Blue GE – Yellow GN – Green RT – Red SW – Black WS – White
Optional technical installation feature	LSH – Long key neck
Optional usage feature	TXT – Customer-specific text
Key length A in mm	FPS5: 61,9 FPS6: 66,9



Ordering

M.[System].SL.[Option]

FPS key, standard, with long key neck :
M.[System].SL.LSH

Ordering

M.[System].SL.SL-D.[Colour].[Option]

FPS key, blue design key bow, with long key neck:
M.[System].SL.SL-D.BL.LSH

Xesar combi key



Xesar combi key for master key systems, individual lockings and integration into electronic Xesar systems. With high-quality ergonomic plastic key bow in various colours with integrated electronic chip.

System	FPS5 – Functional Profile System 5 pin FPS6 – Functional Profile System 6 pin
Colour	BL – Blue RT – Red SW – Black
Optional technical installation feature	LSH – Long key neck
Optional usage feature	TXT – Customer-specific text
Key length A in mm	FPS5: 61,9 FPS6: 66,9

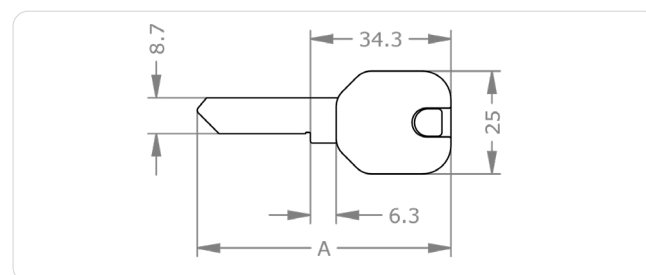
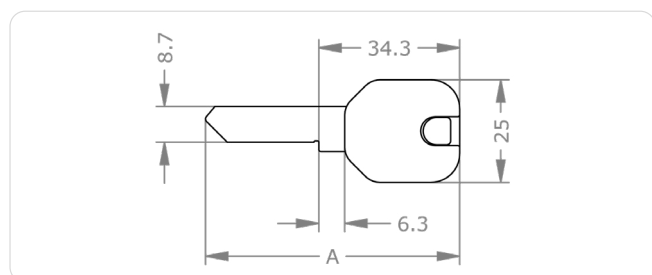
AirKey combi key



AirKey combi keys for master key systems, for individual lockings and the integration in electronic AirKey systems. With high-quality ergonomic plastic key bow in various colours with integrated electronic chip.

System	FPS5 – Functional Profile System 5 pin FPS6 – Functional Profile System 6 pin
Colour	BL – Blue RT – Red SW – Black
Optional technical installation feature	LSH – Long key neck
Optional usage feature	TXT – Customer-specific text

Keys



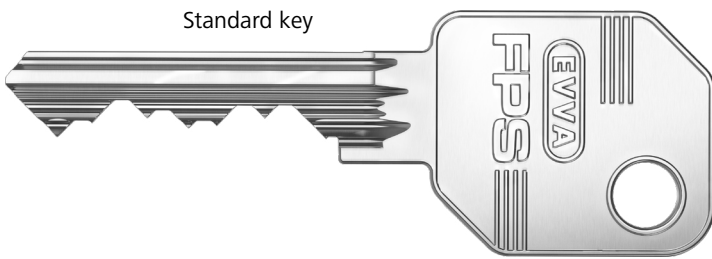
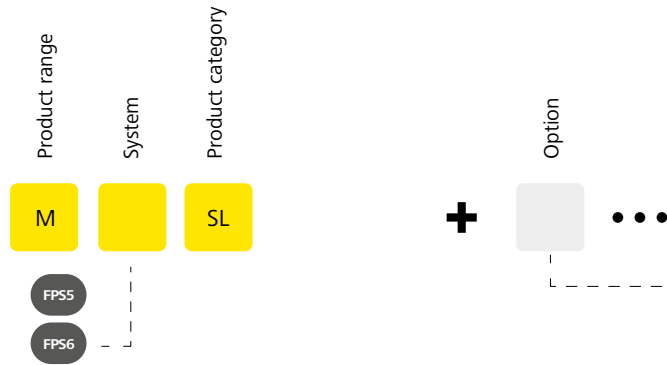
Ordering

M.[System].SL.SL-X.[Colour].[Option]
 Xesar combi key black in FPS system, with long key neck:
 M.[System].SL.SL-X.BL.LSH

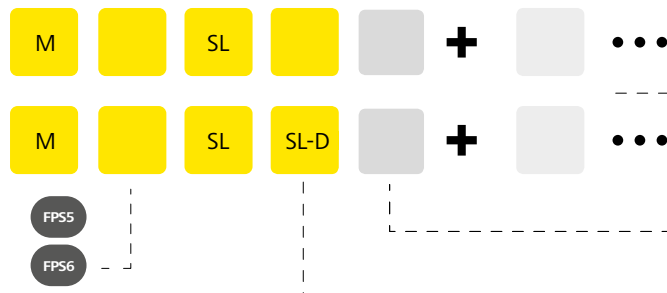
Ordering

M.[System].SL.SL-A.[Option]
 AirKey combi key in FPS system, with long key neck:
 M.[System].SL.SL-A.BL.LSH

FPS keys | Versions



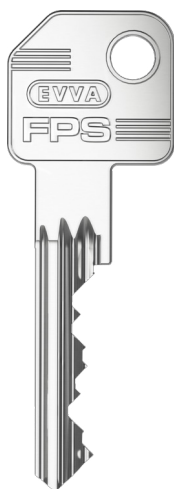
Colour



Colour

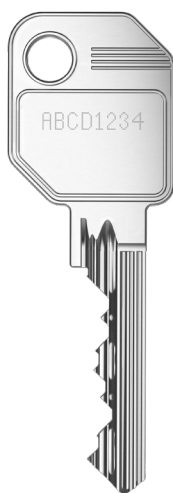
Key with long key neck

LSH



Customer specific numeration

TXT



Matching options
› see next page

FPS key | Options & Accessories

Illustrations and ordering examples are shown in deviating systems.



LSH – Long key neck

Key with long neck for use in special protective escutcheons with cylinder armouring.

Technical specifications	FPS standard key + 5.5 mm EPS standard key + 5.5 mm ICS standard key + 4.8 mm 4KS standard key + 7.5 mm design key + 11.5 mm combi key + 11.5 mm
Product code	LSH
Ordering example for option	M.[System].SL-D.LSH



FPS



Sample illustration SL-D, SL-A, SL-X



TXT – Customer-specific text

Numbering according to customer requirements in addition to system number and key/cylinder number.

Product code	TXT
Ordering example for option	M.[System].PZ.DZ-S.31/31.NI.TXT



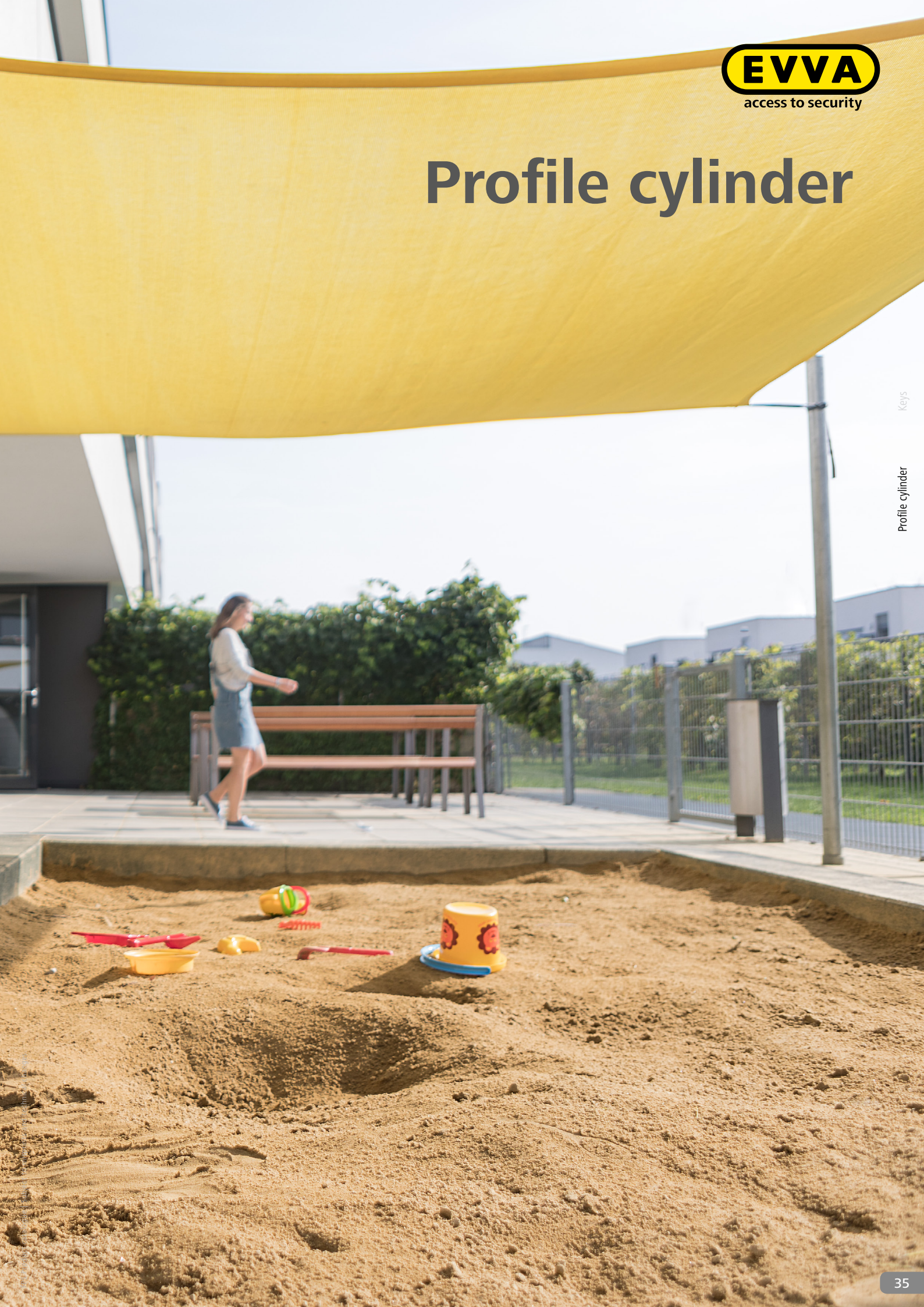
Sample illustration



Profile cylinder

Keys

Profile cylinder



Profile cylinder | Benefits

Design




Visible quality

Technical excellence and the highest processing quality characterise all our cylinders.



Various finishes

Thanks to its wide range of finishes, the cylinder can be easily matched to doors and escutcheons.



The perfect match

The thumbturn range with numerous design variants is high quality and adapted to various ergonomic requirements.

Function



Ability to combine

Excellent compatibility with electronic components and locking systems from EVVA.



Lockable from both sides

When a key is inserted on the inside, it can be locked from the outside with the BSZ option.

Additional benefits


- › Security options such as international security certifications

Engineering



Drilling protection

Robust chrome vanadium elements in FPS cylinders protect against destructive opening techniques. Additional security elements offer high attack resistance.



Pulling protection

FPS is optionally available with tungsten carbide drawing protection.

Assembly



Simple installation


The cylinder is fixed in the lock in just a few simple steps.



Simple installation

Easy installation in key switches using the optional threaded hole on the rear.

FPS Euro profile | DZ double cylinder



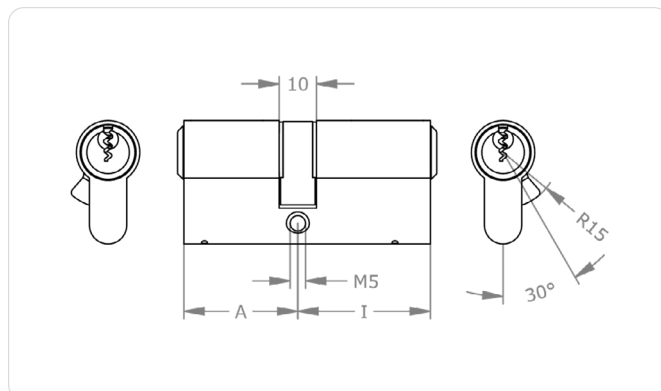
Standards and guidelines



Product description

The FPS Euro profile double cylinder in compact design is suitable for indoor and outdoor use. The cylinder features external key override.

Examples of applications are doors to residential properties or offices, connecting doors, metal frame doors and security doors.



Assembly tip

When installing, make sure that the protrusion does not exceed 3 mm!


» Page 55

Application examples



Metal frame doors

The cylinder is suitable for installation in metal frame doors and emergency exit doors as well as office building doors.



Full-leaf doors

The cylinder is suitable for installation in full-leaf doors, office and house entrance doors as well as internal office doors.




External key override cylinder

This option makes it possible to operate the cylinder with a key from the outside even if a key is inserted on the inside.

Technical information

System	FPS5 – Functional Profile System 5 pin FPS6 – Functional Profile System 6 pin
Cylinder length on the outside A in mm	27 ¹ 31 36 41 +5 ...
Cylinder length on the inside l in mm	27 ¹ 31 36 41 +5 ...
Finish	NI – Nickel MS – Brass NP – Polished Nickel NPV – Nickel fully polished MP – Polished brass MPV – Brass fully polished ML – Brass lacquered CR – Chrome CP – Polished Chrome CPV – Chrome fully polished PS – Patinated black PB – Patinated brown
Optional security features	ARS – Protection against plug pulling and snapping CLA – Classroom function FZG – Free wheel function for gear locks GEF – Emergency key function HOT-A – Hotel function outside KZ-B – Increased plug pulling and drilling protection both sides PBP – Preteterminated Breaking Point SKG2-[...] – SKG ** certified ZH-B – Hard metal plug pulling protection both sides
Optional technical installation feature	BIF – Double cam Biffar® BL-[...] – blind cylinder FL1 – Free wheel function KS-[...] – Contact pin NS-[...] – Increased wear resistance SEW – Sea water protection SW-[...] – Dust and weather cover Z[...] – Cog wheel cam ZVS-[...] – Reduced cylinder body
Optional usage feature	BSZ – External key override TXT – Customer-specific text VAR – VARIO
Accessories	Spray FinLube Cylinder fixing screw
Security features	Pin tumbler system cylinder with 5 or 6 active, spring-loaded locking elements Features in the cylinder protect against covert opening methods hardened steel elements for drilling protection
Standards and guidelines	FPS5 EN 1303:2015 160B0C4B FPS6 EN 1303:2015 160B0C6B 90 minutes ÖNORM B5351: WZ6-BZ ČSN EN 1627 - Security class 3 Option SKG**
Technical installation situation	for mortise locks according to DIN, ÖNORM and rim locks suitable for the installation of Euro profile cylinder locks Cam width 9.3 mm
Included components	Cylinder lock with mounting screw M5

Versions




Cylinder length



Finish

Important options



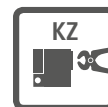
External key override



Protection against dust and weather influence



tested as per SKG guidelines



increased pulling protection/
drilling protection



Cogwheel cam

Versions see **» Page 52**

Options see **» Page 56**

Ordering

M.[System].PZ.DZ.[Outside cylinder length A in mm/Inside cylinder length l in mm]. [Surface].[Option]

FPS 5-pin double cylinder with Euro profile in compact design, outside 31 mm, inside 36 mm, nickel finish, with BSZ option for external key override: M.FPS5.DZ.31/36.NI.BSZ

FPS Euro profile | Thumbturn cylinder KZ



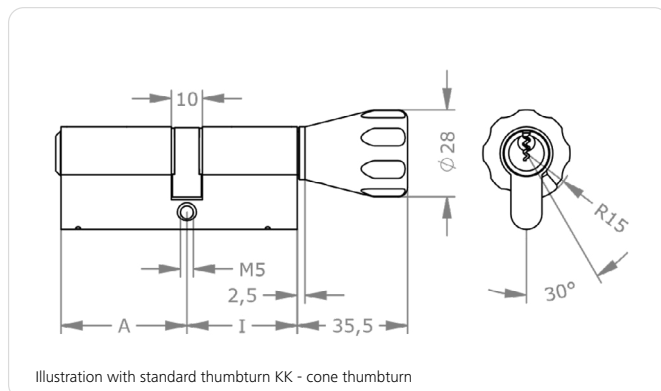
Standards and guidelines



Product description

The FPS Euro profile thumbturn cylinder in compact design is suitable for use in external and internal doors. The cylinder is locked on the outside with an authorised key and on

the inside with a thumbturn. Potential applications are doors to residential properties or offices, connecting doors, metal frame doors and security doors.



Assembly tip

When installing, make sure that the protrusion does not exceed 3 mm!

» Seite 55

Application examples



Apartment door

The cylinder is ideally suited for use in apartment doors and can be conveniently locked and unlocked from the inside without a key.




Glass door

The cylinder is ideally suited for use in glass doors and allows the cylinder to be locked and unlocked from the inside without a key.

Technical information

System	FPS5 – Functional Profile System 5 pin FPS6 – Functional Profile System 6 pin
Cylinder length on the outside A in mm	27 ¹ 31 36 41 +5 ...
Cylinder length on the inside l in mm	27 ¹ 31 36 41 +5 ...
Finish	NI – Nickel MS – Brass NP – Polished Nickel NPV – Nickel fully polished MP – Polished brass MPV – Brass fully polished ML – Brass lacquered CR – Chrome CP – Polished Chrome CPV – Chrome fully polished PS – Patinated black PB – Patinated brown
Thumbturn shape	OK – Oval thumbturn aluminium OKA – Oval thumbturn aluminium asym. AK – Allround thumbturn ATA – Adaptable Thumbturn Axis CK – D-line® thumbturn GK – Recessed grip thumbturn KK – Cone thumbturn MK – Metal knurl thumbturn NOK – Without thumbturn RK – Round thumbturn X1K – Oval thumbturn
Thumbturn finish	K-NI – Nickel K-MS – Brass K-NP – Polished Nickel K-MP – Polished Brass K-PS – Patinated Black K-PB – Patinated Brown
Optional security features	ARS – Protection against plug pulling and snapping CLA – Classroom function KZ-A – Increased plug pulling and drilling protection outside PBP – Pretetermined Breaking Point SOS – SOS function SKG2-A – SKG ** certified outside ZH-A – Hard metal plug pulling protection outside
Optional technical installation feature	BIF – Double cam Biffar® KS-A – Contact pin outside NS-A – Increased wear resistance outside SEW – Sea water protection SW-A – Dust and weather protection outside Z[...] – Cog wheel cam ZVS-A – Reduced cylinder body outside
Optional usage feature	TXT – Customer-specific text VAR – VARIO
Accessories	Spray FinLube Cylinder fixing screw
Security features	Pin tumbler system cylinder with 5 or 6 active, spring-loaded locking elements Features in the cylinder protect against covert opening methods hardened steel elements for drilling protection
Standards and guidelines	FPS5 EN 1303:2015 160B0C4B FPS6 EN 1303:2015 160B0C6B 90 minutes ÖNORM B5351: WZ6-BZ ČSN EN 1627 - Security class 3 Option SKG**
Technical installation situation	for mortise locks according to DIN, ÖNORM and rim locks suitable for the installation of Euro profile cylinder locks Cam width 9.3 mm
Included components	Cylinder lock with mounting screw M5

Versions

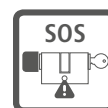


Cylinder length

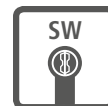


Finish

Important options



SOS function



Protection against dust and weather influence



Classroom



tested as per SKG guidelines



Cogwheel cam

Versions see [» Page 54](#)


Options see [» Page 56](#)

Ordering

M.[System].PZ.KZ.[Outside cylinder length A in mm/Inside cylinder length l in mm]. [Surface].[Thumbturn design]. [Thumbturn finish].[Option]

FPS 5-pin thumbturn cylinder in Euro profile compact design, outside 31 mm, inside 36 mm, nickel finish, with nickel cone thumbturn and optional priority function: M.FPS5.KZ.31/K36.NI.KK.K-NI.SOS

FPS Euro profile | DZ double cylinder



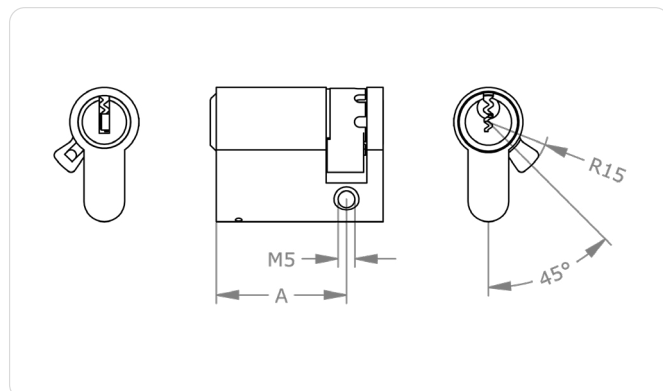
Standards and guidelines



Product description

The FPS Euro profile half cylinder in compact design with 8-fold adjustable cam is suitable for use in switching devices and in special technical doors. The cylinder can be

locked from one side using an authorised key. Application examples are key switches for garage doors, roller doors and activation devices.



Application examples



Always ready

The cylinder is suitable for use in tubular safes to store a fire service key.



Switch and rule

The cylinder is suitable for installation in switches for control of barrier systems.




Open sesame

The cylinder is suitable for use in garage doors to lock the garage.

Technical information

System	FPS5 – Functional Profile System 5 pin FPS6 – Functional Profile System 6 pin
Cylinder length on the outside A in mm	
Finish	NI – Nickel MS – Brass NP – Polished Nickel NPV – Nickel fully polished MP – Polished brass MPV – Brass fully polished ML – Brass lacquered CR – Chrome CP – Polished Chrome CPV – Chrome fully polished PS – Patinated black PB – Patinated brown
Optional security features	FZG – Free wheel function for gear locks KZ-A – Increased plug pulling and drilling protection outside SKG2-[...] – SKG ** certified ZH-A – Hard metal plug pulling protection outside
Optional technical installation feature	2GW[...] – Double rear fixing for HZ BIF – Double cam Biffar® FL1 – Free wheel function KS-A – Contact pin outside LW[...] – Free travel NS-A – Increased wear resistance outside SEW – Sea water protection SW-A – Dust and weather protection outside Z[...] – Cog wheel cam ZVS-A – Reduced cylinder body outside
Optional usage feature	TXT – Customer-specific text VAR – VARIO
Accessories	Spray FinLube Cylinder fixing screw
Security features	Pin tumbler system cylinder with 5 or 6 active, spring-loaded locking elements Features in the cylinder protect against covert opening methods hardened steel elements for drilling protection
Standards and guidelines	FPS5 EN 1303:2015 160B0C4B FPS6 EN 1303:2015 160B0C6B 90 minutes ÖNORM B5351: WZ6-BZ ČSN EN 1627 - Security class 3 Option SKG**
Technical installation situation	For mortise locks according to DIN, ÖNORM, rim locks and other devices suitable for the installation of Euro profile cylinder locks Cam width 9.3 mm
Included components	Cylinder lock with mounting screw M5

Versions

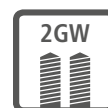


Cylinder length



Finish

Important options



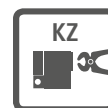
2 threaded holes



Protection against dust and weather influence



tested as per SKG guidelines



increased pulling protection/
drilling protection



Cogwheel cam

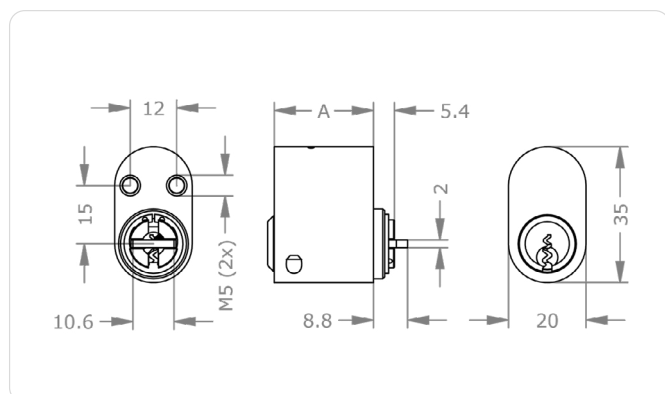

Versions see **» Page 52**

Options see **» Page 56**

Ordering

M.[System].PZ.HZ.[Outside cylinder length A in mm].[Finish]. [Option]
FPS 5-pin half cylinder in Euro profile in compact design, 31 mm, nickel finish, with M4 thread option: M.FPS5.PZ.HZ.31.NI.2GW4

FPS Scandinavian oval profile | Outside cylinder SKA




Application examples



Outside door, outer side

Automatically locks and unlocks doors. Can also be retrofitted into an existing master key system.



Inside door, outer side

The cylinder is suitable for use on the outside of internal doors featuring Scandinavian locks.

Product description

The FPS Scandinavian oval outside cylinder is suitable for indoor and outdoor use. The cylinder can be locked from one side using the authorised keys. It is suitable

for use with the Scandinavian oval inside cylinder. Potential applications are doors to residential properties or offices, connecting doors, metal frame doors and security doors.

Technical information

System	FPS5 – Functional Profile System 5 pin FPS6 – Functional Profile System 6 pin
Finish	NI – Nickel MS – Brass NP – Polished Nickel NPV – Nickel fully polished MP – Polished brass MPV – Brass fully polished ML – Brass lacquered CR – Chrome CP – Polished Chrome CPV – Chrome fully polished PS – Patinated black PB – Patinated brown
Optional security features	KZ-A – Increased plug pulling and drilling protection outside
Optional technical installation feature	NS-A – Increased wear resistance outside SEW – Sea water protection
Optional usage feature	TXT – Customer-specific text VAR – VARIO
Accessories	Spray FinLube
Cylinder length on the outside A in mm	FPS5: 26 FPS6: 31
Security features	Pin tumbler system cylinder with 5, 6 or 7 active, spring-loaded locking elements Features in the cylinder protect against covert opening methods hardened steel elements for drilling protection
Technical installation situation	For mortise locks, configured for Scandinavian cylinders For a higher security version with higher security category, see outside and inside cylinder AZ37.SEC
Included components	Cylinder lock without screws

Ordering

M.[System].PZ.SKA.[Surface].[Length].[Option]

FPS Scandinavian oval profile 5-pin outside cylinder, nickel plated and Temporary Access Function: M.FPS5.PZ.SKA.31.NI.TAF-A

FPS Scandinavian oval profile | Inside cylinder SKI



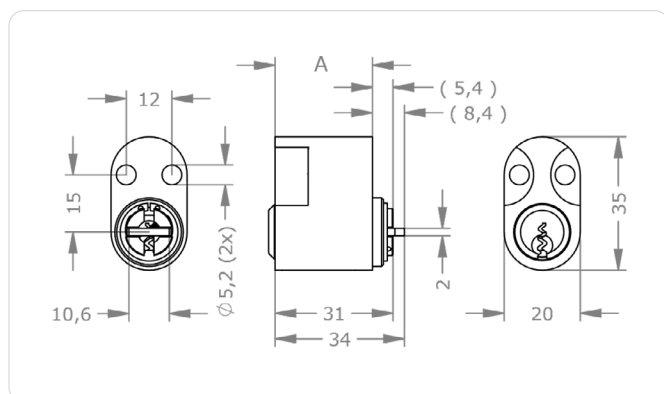
Product description

The FPS Scandinavian inside cylinder is suitable for indoor and outdoor use. The cylinder can be locked from one side using the authorised keys. It is suitable for use with the Scandinavian oval

outside cylinder. Potential applications are doors to residential properties or offices, connecting doors, metal frame doors and security doors.

Technical information

System	FPS5 – Functional Profile System 5 pin FPS6 – Functional Profile System 6 pin
Finish	NI – Nickel MS – Brass NP – Polished Nickel NPV – Nickel fully polished MP – Polished brass MPV – Brass fully polished ML – Brass lacquered CR – Chrome CP – Polished Chrome CPV – Chrome fully polished PS – Patinated black PB – Patinated brown
Optional technical installation feature	SEW – Sea water protection
Optional usage feature	TXT – Customer-specific text VAR – VARIO
Accessories	Spray FinLube
Cylinder length on the outside A in mm	FPS5: 26 FPS6: 31
Security features	Pin tumbler system cylinder with 5, 6 or 7 active, spring-loaded locking elements Features in the cylinder protect against covert opening methods hardened steel elements for drilling protection
Technical installation situation	For mortise locks, configured for Scandinavian cylinders For a higher security version with higher security category, see outside and inside cylinder IZ37-K.SEC
Included components	Lock cylinder with 2 M5x40 fixing screws



Application examples



Outer door inner side

The cylinder is suitable for use on the inside of external doors featuring Scandinavian locks.



Inside door, inner side

The cylinder is suitable for installation in full-leaf doors, office and house entrance doors as well as internal office doors.

Ordering

M.[System].PZ.SKI.[Length].[Finish]

FPS Scandinavian oval profile inside cylinder
5-pin, nickel finish: M.FPS5.PZ.SKI.31.NI

FPS Portal | Double cylinder PDZ

View from the outside



View from the inside

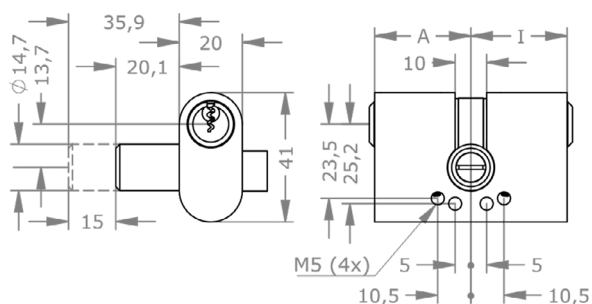


Illustration with standard thumbturn KK - cone thumbturn

Product description

The FPS portal double cylinder in compact design is suitable for portal doors. It locks directly into the prepared socket without a rim lock. The

cylinder can be locked on both sides using an authorised key. Examples of applications are showcases and display windows.

Technical information

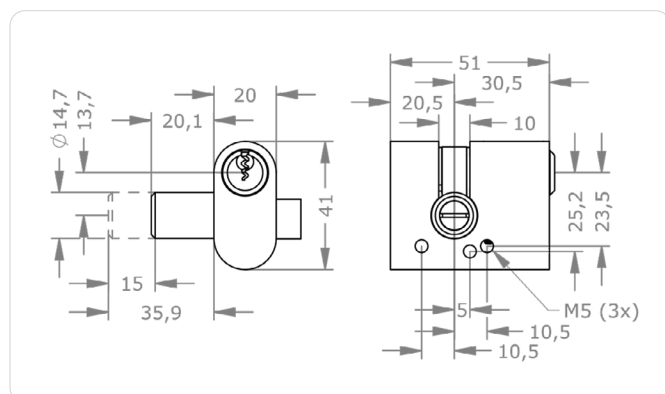

System	FPS5 – Functional Profile System 5 pin FPS6 – Functional Profile System 6 pin
Cylinder length on the outside A in mm	31 36 41 +5 ...
Cylinder length on the inside I in mm	31 36 41 +5 ...
Finish	NI – Nickel MS – Brass NP – Polished Nickel NPV – Nickel fully polished MP – Polished brass MPV – Brass fully polished ML – Brass lacquered CR – Chrome CP – Polished Chrome CPV – Chrome fully polished PS – Patinated black PB – Patinated brown
Optional technical installation feature	BL-[...] – blind cylinder SEW – Sea water protection
Optional usage feature	TXT – Customer-specific text VAR – VARIO
Accessories	Spray FinLube Cylinder fixing screw
Security features	Pin tumbler system cylinder with 5 or 6 active, spring-loaded locking elements Features in the cylinder protect against covert opening methods hardened steel elements for drilling protection
Technical installation situation	For use in portal doors without rim lock

Ordering

M.[System].PZ.PDZ.[Outside cylinder length A in mm/Inside cylinder length I in mm]. [Surface]. [Option]

FPS Portal double cylinder 5-pin, outside 31 mm, inside 36 mm, nickel finish, with VARIO option: M.FPS5.PZ.PDZ.31/36.NI.VAR

FPS portal | Half cylinder PHZ



Product description

The FPS portal half cylinder in compact design is suitable for portal doors. It locks directly into the prepared socket using an integrated bolt without a

rim lock. The cylinder can be locked from one side using the authorised keys. Potential applications are display cabinets and shop windows.

Technical information

System	FPS5 – Functional Profile System 5 pin FPS6 – Functional Profile System 6 pin
Cylinder length on the outside A in mm	31 36 41 +5 ...
Finish	NI – Nickel MS – Brass NP – Polished Nickel NPV – Nickel fully polished MP – Polished brass MPV – Brass fully polished ML – Brass lacquered CR – Chrome CP – Polished Chrome CPV – Chrome fully polished PS – Patinated black PB – Patinated brown
Optional technical installation feature	SEW – Sea water protection
Optional usage feature	TXT – Customer-specific text VAR – VARIO
Accessories	Spray FinLube Cylinder fixing screw
Security features	Pin tumbler system cylinder with 5 or 6 active, spring-loaded locking elements Features in the cylinder protect against covert opening methods hardened steel elements for drilling protection
Technical installation situation	For use in portal doors without rim lock
Included components	Cylinder lock without screws

Ordering

M.[System].PZ.PHZ.[Outside cylinder length A in mm].[Finish].[Option]

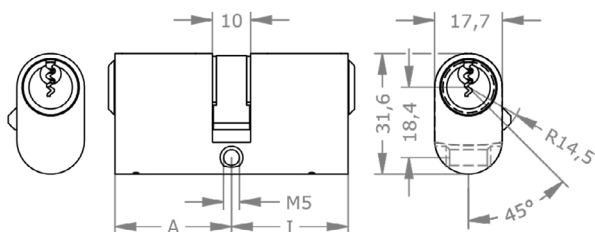
FPS Portal half cylinder 5-pin, length 31 mm, nickel finish, seawater protection optional:
M.FPS5.PZ.PHZ.31.NI.SEW

FPS UK oval profile | Double cylinder 0DZ

View from the outside



View from the inside



Product description

The FPS UK double cylinder in compact design is suitable for use in outside and inside doors with a suitable UK oval profile lock. The cylinder features

external key override. Potential applications are doors to residential properties or offices, connecting doors, metal frame doors and security doors.

Technical information

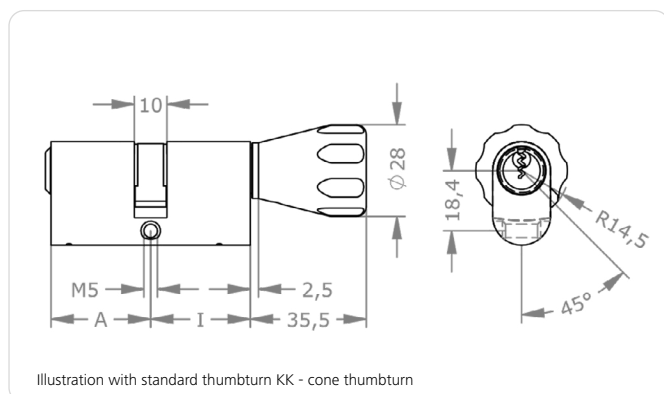
System	FPS5 – Functional Profile System 5 pin FPS6 – Functional Profile System 6 pin
Cylinder length on the outside A in mm	31 36 41 +5 ...
Cylinder length on the inside I in mm	31 36 41 +5 ...
Finish	NI – Nickel MS – Brass NP – Polished Nickel NPV – Nickel fully polished MP – Polished brass MPV – Brass fully polished ML – Brass lacquered CR – Chrome CP – Polished Chrome CPV – Chrome fully polished PS – Patinated black PB – Patinated brown
Optional security features	PBP – Preterminated Breaking Point
Optional technical installation feature	FL1 – Free wheel function SEW – Sea water protection
Optional usage feature	TXT – Customer-specific text VAR – VARIO
Accessories	Spray FinLube Cylinder fixing screw
Security features	Pin tumbler system cylinder with 5 or 6 active, spring-loaded locking elements Features in the cylinder protect against covert opening methods hardened steel elements for drilling protection
Technical installation situation	For mortise locks suitable for UK oval profile Cam width 9.5 mm
Included components	Cylinder lock with mounting screw M5

Ordering

M.[System].PZ.0DZ.[Outside cylinder length A in mm/Inside cylinder length I in mm]. [Surface]. [Option]

FPS Oval profile double cylinder 5-pin, outside 31 mm, inside 36 mm, nickel finish, optional blind outside: M.FPS5.PZ.0DZ.31/36.NI.BSZ

FPS UK oval profile | Thumbturn cylinder OKZ



Product description

The FPS UK thumbturn cylinder in compact design is suitable for use in outside and inside doors with a suitable UK oval profile lock. The cylinder is locked on the outside with an authorised key and on

the inside with a thumbturn. Potential applications are doors to residential properties or offices, connecting doors, metal frame doors and security doors.

Technical information

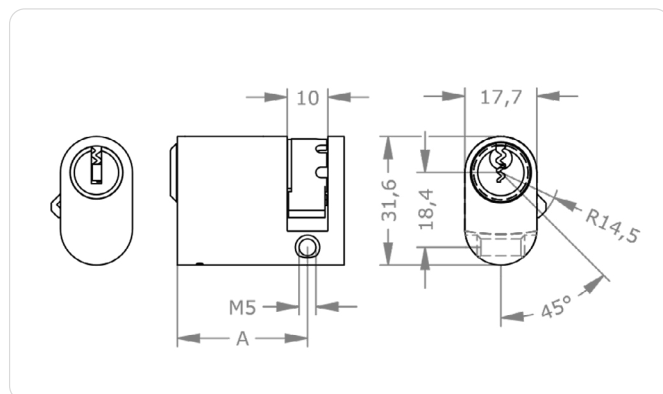

System	FPS5 – Functional Profile System 5 pin FPS6 – Functional Profile System 6 pin
Cylinder length on the outside A in mm	31 36 41 +5 ...
Cylinder length on the inside I in mm	K31 K36 K41 +5 ...
Finish	NI – Nickel MS – Brass NP – Polished Nickel NPV – Nickel fully polished MP – Polished brass MPV – Brass fully polished ML – Brass lacquered CR – Chrome CP – Polished Chrome CPV – Chrome fully polished PS – Patinated black PB – Patinated brown
Thumbturn shape	OK – Oval thumbturn aluminium OKA – Oval thumbturn aluminium asym. AK – Allround thumbturn ATA – Adaptable Thumbturn Axis CK – D-line® thumbturn GK – Recessed grip thumbturn KK – Cone thumbturn MK – Metal knurl thumbturn NOK – Without thumbturn RK – Round thumbturn X1K – Oval thumbturn
Thumbturn finish	K-NI – Nickel K-MS – Brass K-NP – Polished Nickel K-MP – Polished Brass K-PS – Patinated Black K-PB – Patinated Brown
Optional security features	PBP – Pretetermined Breaking Point
Optional technical installation feature	FL1 – Free wheel function SEW – Sea water protection
Optional usage feature	TXT – Customer-specific text VAR – VARIO
Accessories	Spray FinLube Cylinder fixing screw
Security features	Pin tumbler system cylinder with 5 or 6 active, spring-loaded locking elements Features in the cylinder protect against covert opening methods hardened steel elements for drilling protection
Technical installation situation	For mortise locks suitable for UK oval profile Cam width 9.5 mm

Ordering

M.[System].PZ.OKZ.[Outside cylinder length A in mm/Inside cylinder length I in mm].
[Surface].[Thumbturn Thumbturn design].
[Thumbturn finish].[Option]

FPS 5-pin oval profile thumbturn cylinder, outside 31 mm, inside 36 mm, nickel finish, with KK thumbturn and optional priority function: M.FPS5.PZ.OKZ.31/K36.NI.KK.NI.SOS

FPS UK oval profile | Half cylinder OHZ



Product description

The FPS UK half cylinder in compact design with 8-fold adjustable cam is suitable for use in switching devices and in special doors with a suitable UK oval profile lock. The cylinder can be locked from

one side using an authorised key. Potential applications are key switches for garage doors, roller shutters and activation devices.

Technical information

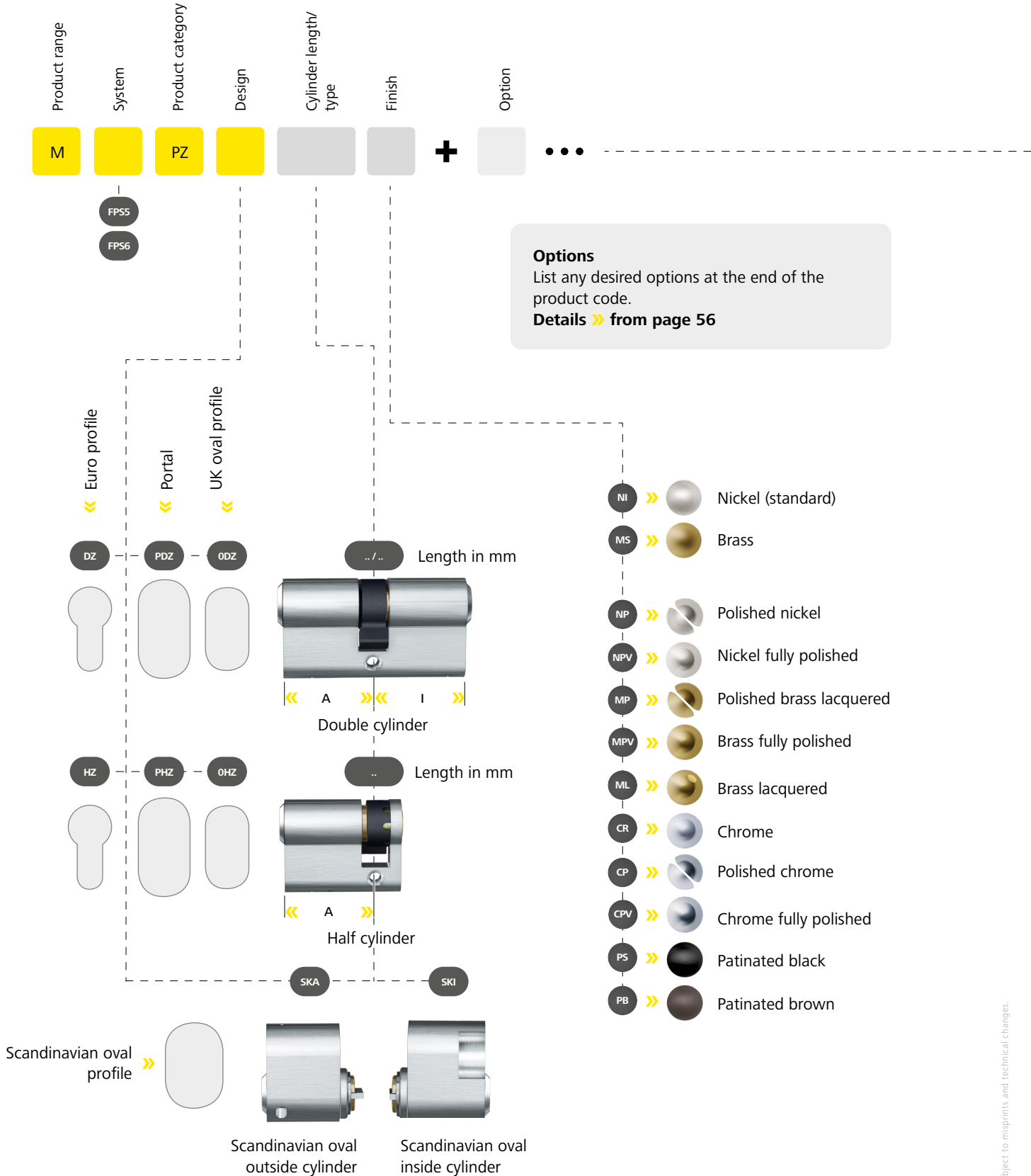
System	FPS5 – Functional Profile System 5 pin FPS6 – Functional Profile System 6 pin
Cylinder length on the outside A in mm	31 36 41 +5 ...
Finish	NI – Nickel MS – Brass NP – Polished Nickel NPV – Nickel fully polished MP – Polished brass MPV – Brass fully polished ML – Brass lacquered CR – Chrome CP – Polished Chrome CPV – Chrome fully polished PS – Patinated black PB – Patinated brown
Optional technical installation feature	BL-[...] – blind cylinder FL1 – Free wheel function SEW – Sea water protection
Optional usage feature	TXT – Customer-specific text VAR – VARIO
Accessories	Spray FinLube Cylinder fixing screw
Security features	Pin tumbler system cylinder with 5 or 6 active, spring-loaded locking elements Features in the cylinder protect against covert opening methods hardened steel elements for drilling protection
Technical installation situation	For mortise locks with UK oval profile Cam width 9.0 mm
Included components	Cylinder lock with mounting screw M5

Ordering

M.[System].PZ.OHZ.[Outside cylinder length A in mm].[Finish].[Option]

FPS 5-pin oval profile half cylinder, length 31 mm, nickel finish, seawater protection optional: M.FPS5.PZ.OHZ.31.NI.SEW

FPS profile cylinder | Versions





Note on additional options A,I,B

- › A - Function only on the outside of the cylinder
- › I - Function only on the inside of the cylinder
- › B - Function on both sides

Details » from page 70

Availability of options depends on type

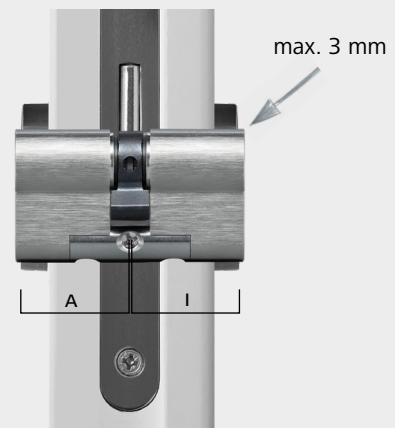
● Available:

	BIF	BL-A	BL-I	BSZ	FZG	KZ-A	KZ-I	KZ-B	NS-A	NS-I	NS-B	PBP-A	SEW	SKG2-A	SKG2-I	SKG2-B	SW-A	SW-I	SW-B	USH	VAR	Z10	Z18	ZVS-A	ZVS-I	ZVS-B
DZ	●	●	●	●	●			●	●	●	●	●	●	●	●	●	●	●	●	●	●	●	●	●	●	●
HZ	●				●	●		●					●	●			●					●	●	●	●	
SKA						●			●				●									●				
SKI							●			●			●									●				
PDZ		●	●										●									●				
PHZ													●									●				
ODZ												●	●									●				
OHZ													●									●				

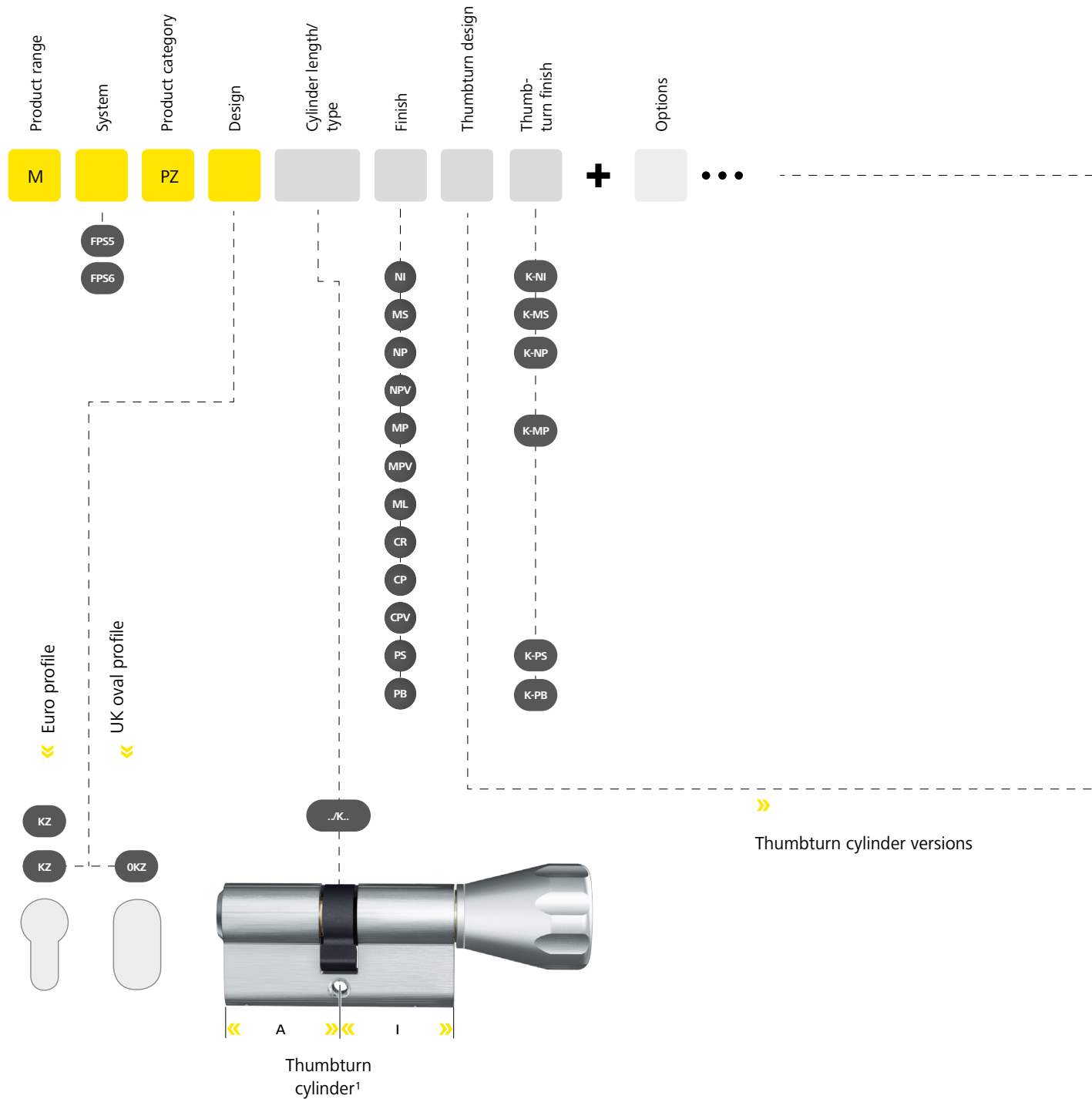


Correct cylinder lengths:

- › Cylinder lengths A or I are measured from the centre of the cylinder screw to the edge of the body.
- › The selected cylinder length must not protrude from the escutcheon by more than 3 mm.



FPS profile cylinder | Versions



¹ Illustrations of Euro profile cylinder. Also available in UK oval profile.



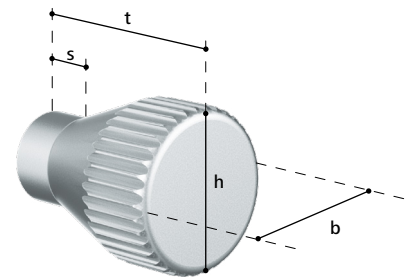
Note on additional options A,I,B

- › A - Function only on the outside of the cylinder
- › I - Function only on the inside of the cylinder
- › B - Function on both sides

Availability of options depends on type

● Available:

	ARS	BIF	CLA	KZ-A	NS-A	PBP-A	SEW	SKG2-A	SOS	SW-A	VAR	Z10	Z18	ZVS-A	ZVS-I	ZVS-B
KZ	●	●	●	●	●	●	●	●	●	●	●	●	●	●	●	●
OKZ	●	●		●	●	●		●		●						



KK AK RK



MK GK FK



X1K OK OKA



CK ATA NOK Without thumbturn

Thumbturns made of basic material brass

	t	h	b	s
KK - Tapered thumbturn standard)	35.5	28.0	28.0	2.5
AK - All-round thumbturn	30.5	36.0	36.0	12.5
RK - Round thumbturn	40.5	39.7	39.7	20.5
MK - Metal knurl thumbturn	40.5	30.0	30.0	9.5
GK - Recessed grip thumbturn	35.0	32.0	32.0	2.5
FK - Flat thumbturn	31.5	30.0	17.0	2.5
X1K - Inside thumbturn	22.0	31.6	17.7	2.0

Aluminum thumbturns

OK - Oval thumbturn	16.5	17.4	31.6	2.5
OKA - Oval thumbturn asymmetrical	16.5	31.6	17.4	2.5

Steel thumbturns

CK - d-line® thumbturn	17.0	28.0	15.0	8.0
------------------------	------	------	------	-----

Suitable options/accessories

› see next page



FPS profile cylinder | Options & Accessories

Illustrations and ordering examples are shown in deviating systems.



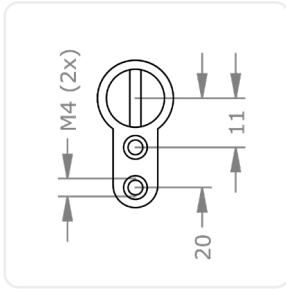
2GW[...] – Double rear fixing for HZ

2 threaded holes at the rear with M3, M4 or M5 for fastening half cylinders.

Variants 2GW3 – Double rear fixing M3 for HZ | 2GW4 – Double rear fixing M4 for HZ | 2GW5 – Double rear fixing M5 for HZ

Product code 2GW[...]

Ordering example for option M.[System].PZ.HZ-S.31.NI.2GW4



2GW4




ARS – Protection against plug pulling and snapping

This anti-snap protection provides optimum protection against breaking, tearing off and twisting off the cylinder and its components.

Product code ARS

Ordering example for option M.[System].PZ.DZ.31/31.NI.ARS



Sample illustration



BIF – Double cam Biffar®

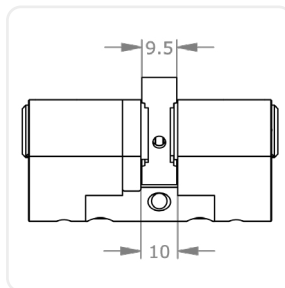
Cam with two teeth. For use in Biffar® doors.

Product code BIF

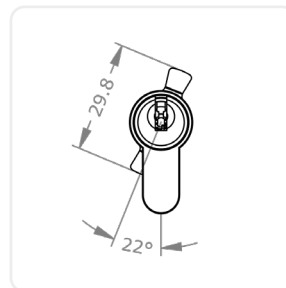
Ordering example for option M.[System].PZ.DZ-S.31/31.NI.BIF



Sample illustration



Sample illustration




Sample illustration



BL-[...] – blind cylinder

The blind cylinder side is made entirely of body material, it has no locking function and is not suitable for use on the attack side of burglary-resistant doors.


Variants	BL-A – blind outside BL-I – blind inside BL-B – blind both sides
Product code	BL-[...]
Ordering example for option	M.[System].PZ.DZ-S.31/31.NI.BL-A



Sample illustration



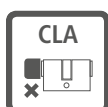
Sample illustration



BSZ – External key override

Ideal in hazardous situations. Enables the cylinder lock to be unlocked even when an authorised key has been inserted on the opposite side. The system also prevents authorised users from accidentally locking themselves out with the key inserted on the other side.

Product code	BSZ
Ordering example for option	M.[System].PZ.DZ-S.31/31.NI.BSZ



CLA – Classroom function

For doors with thumbturn cylinders that must not be locked using the thumbturn. For instance, in classrooms. You can open the door from the inside using the thumbturn, but you can't lock it. The key on the outside features a priority function that can also operate the cylinder if the thumbturn on the inside has been locked.

Technical specifications	Adjustable for left/right doors
Product code	CLA
Ordering example for option	M.[System].PZ.KZ-S.31/K36.NI.CK.K-NI.CLA

FPS profile cylinder | Options & Accessories

Illustrations and ordering examples are shown in deviating systems.



FIN[...] – Spray FinLube

Multi-purpose spray to clean, lubricate and protect.

Variants 0088002458 – Finlube 100ml | 0088002431 – Finlube 300ml | 0088002423 – Finlube 500ml

Product code M.TE[0088002458, 0088002431, 0088002423]

Ordering example for accessories M.TE.0088002431



Sample illustration

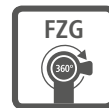


FL1 – Free wheel function

The simple free-wheel function FL1 allows the cam to rotate freely when the key is removed without forced decoupling of the cam, as is required for FZG.

Product code FL1

Ordering example for option M.[System].PZ.DZ-S.31/31.NI.FL1



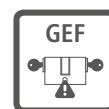
FZG – Free wheel function for gear locks

For gear locks with panic function if a free-wheel function is explicitly required by the lock manufacturer. Cylinder lock with 360 degree free-wheel cam when key is not inserted. Coupling engaged when the key tip is inserted.

Technical specifications Forced decoupling of the cam | tested in accordance with the PIV guidelines.

Product code FZG

Ordering example for option M.[System].PZ.DZ-S.31/31.NI.FZG




GEF – Emergency key function

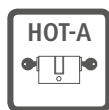
The double cylinder can be locked with a special security key, even if an authorised key is inserted in any position on the opposite side.

Technical specifications for DC \geq 31/31

Product code GEF

Ordering example for option M.[System].PZ.DZ.31/31.NI.GEF





HOT-A – Hotel function outside

The double cylinder can be locked with a special hotel key (HOT), even if an authorised key is inserted in any position on the opposite side. In addition, the presence of a key inserted on the opposite side is indicated on the outside (HOT side) by means of a red signal pin (occupied indicator).

Technical specifications	for DC ≥ 31/31
Product code	HOT-A
Ordering example for option	M.[System].PZ.DZ.31/31.NI.HOT-A



Profile cylinder
Key



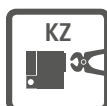
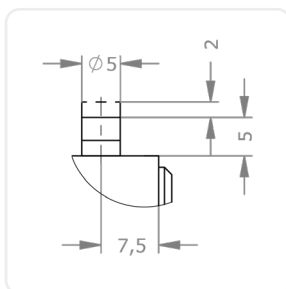
KS-[...] – Contact pin

The cylinder has a contact pin for activating an external microswitch.

Variants	KS-A – Contact pin outside KS-I – Contact pin inside KS-B – Contact pin both sides
Product code	KS-A, KS-I, KS-B
Ordering example for option	M.[System].PZ.DZ-S.31/31.NI.KS-A



Sample illustration



KZ-[...] – Increased plug pulling and drilling protection

Enhanced plug pulling and drilling protection thanks to special carbide elements for doors with increased security risk. Examples are side entrances and other doors in difficult to see access situations.

Variants	KZ-A – Increased plug pulling and drilling protection outside KZ-I – Increased plug pulling and drilling protection inside KZ-B – Increased plug pulling and drilling protection both sides
Technical specifications	Special carbide elements in plug and body Complies with VdS guidelines for mechanical locking cylinders 2156-1 for the attack methods of drilling and plug pulling
Product code	KZ-A, KZ-I, KZ-B
Ordering example for option	M.[System].PZ.DZ-S.31/31.NI.KZ-A

FPS profile cylinder | Options & Accessories

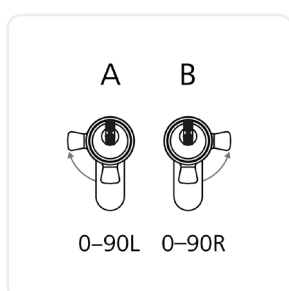
Illustrations and ordering examples are shown in deviating systems.



LW[...] – Free travel

For use in switches or locking elements where the cam cannot be turned 360°, but where the key should be withdrawn again. With free travel, the cam is not carried through the entire 360° of key movement, but only over a defined range.

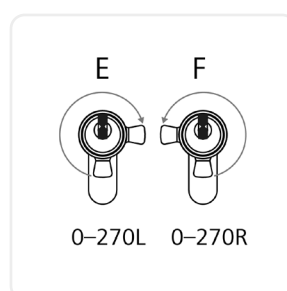
Variants	LWA – Cam Drive left 0°–90° LWB – Cam Drive right 0°–90° LWC – Cam Drive left 0°–180° LWD – Cam Drive right 0°–180° LWE – Cam Drive left 0°–270° LWF – Cam Drive right 0°–270° LWG – Cam Drive right/left 0°–90° LWH – Cam Drive right 45°– left 90° LWI – Cam Drive left 45°– right 90°
Product code	LWA, LWB, LWC, LWD, LWE, LWF, LWG, LWH, LWI
Ordering example for option	M.[System].PZ.HZ-S.31.NI.LWA



LWA, LWB



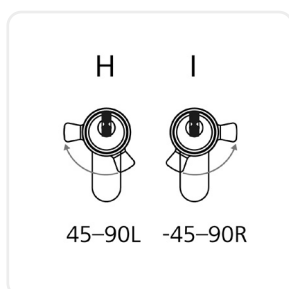
LWC, LWD



LWE, LWF



LWG




LWH, LWI



NS[...] – Increased wear resistance

Through the use of special nickel silver alloy in the cylinder plug, the cylinder lock withstands increased stresses, such as those occurring in central cylinders in frequently locked house entrance doors.

Product code	NS-A, NS-I, NS-B
Ordering example for option	M.[System].PZ.DZ-S.31/31.NI.NS-A




Sample illustration



PBP – Pretetermined Breaking Point

The cylinder breaks off at a defined breaking point in the event of a break-in attempt. An supplementary drilling protection is located behind the break-off point. A break-in is not possible without noisy tools. For use with escutcheons without cylinder cover.


Product code	PBP
Ordering example for option	M.[System].PZ.DZ.31/31.NI.PBP



SOS – SOS function

The cylinder side to be operated using the key is provided with a priority function.

Product code	SOS
Ordering example for option	M.[System].PZ.KZ-S.31/K36.NI.KK.K-NI.SOS



SEW – Sea water protection

Corrosion-susceptible cylinder parts are supplied with a special surface treatment. For cylinders exposed to more severe environmental influences.

Product code	SEW
Ordering example for option	M.[System].PZ.DZ-S.31/36.NI.SEW



Sample illustration

FPS profile cylinder | Options & Accessories


Illustrations and ordering examples are shown in deviating systems.



SKG2-[...] – SKG ** certified

SKG-certified cylinder lock with increased resistance to destructive and covert opening techniques. For installation in high-risk security areas.

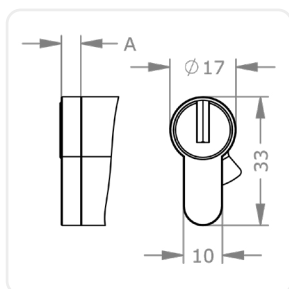
Variants	SKG2-A – SKG ** certified outside SKG2-I – SKG ** certified inside SKG2-B – SKG ** certified both sides
Product code	SKG2-A, SKG2-I, SKG2-B
Ordering example for option	M.[System].PZ.DZ.31/31.NI.SKG2-A



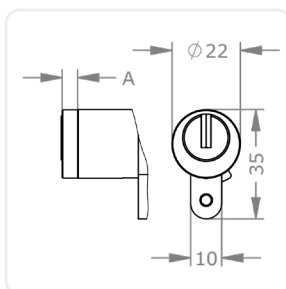
SW-[...] – Dust and weather cover

For applications in exposed locations and very dirty environments. Locking elements protect the keyway from contamination.

Technical specifications	FPS.PZ A=3,7 mm EPS.PZ A=3,7 mm ICS.PZ A=5,0 mm 4KS.PZ A=3,3 mm MCS.PZ A=5,2 mm
Product code	SW-A, SW-I, SW-B
Ordering example for option	M.[System].PZ.DZ-S.31/31.NI.SW-A



Sample illustration



Sample illustration



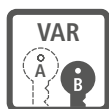
TXT – Customer-specific text

Numbering according to customer requirements in addition to system number and key/cylinder number.

Product code	TXT
Ordering example for option	M.[System].PZ.DZ-S.31/31.NI.TXT



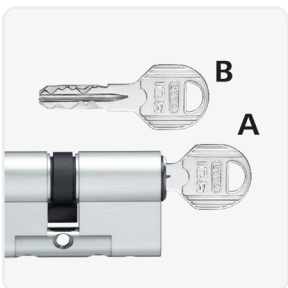
Sample illustration



VAR – VARIO

If you need to immediately restore security. If keys have been lost or stolen, VARIO-B keys are capable of reconfiguring the cylinder lock once so that lost or stolen keys are no longer operational.

Product code	VAR
Ordering example for option	M.[System].PZ.DZ-S.31/31.NI.VAR



Sample illustration

FPS profile cylinder | Options & Accessories

Illustrations and ordering examples are shown in deviating systems.



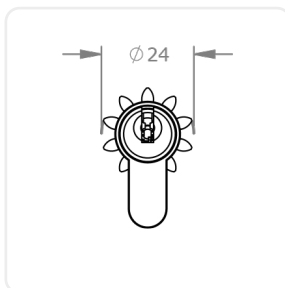
Z[...] – Cog wheel cam

These cylinder locks are designed for multi-point locks, bolt locks or special mortise locks that are operated via a geared ring or a toothed rack.

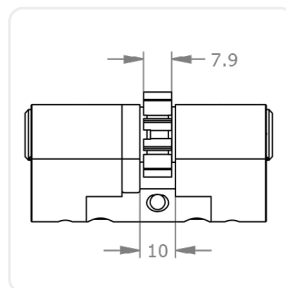
Variants	Z10 – Cog wheel cam Z10 Z14 – Cogwheel cam Z14 Z18 – Cogwheel cam Z18
Technical specifications	Diameter 24 mm, 10 teeth Diameter 30 mm, 18 teeth
Product code	Z10, Z18
Ordering example for option	M.[System].PZ.DZ-S.31/31.NI.Z10



Sample illustration Z10



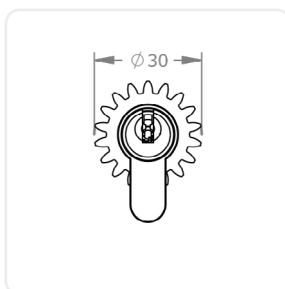
Sample illustration Z10



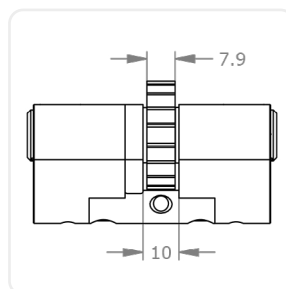
Sample illustration Z10



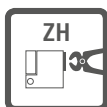
Sample illustration Z18



Sample illustration Z18



Sample illustration Z18



ZH-B – Hard metal plug pulling protection both sides


Cylinder with carbide drill protection to comply with EN 1303:2015 pulling protection

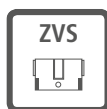
Product code	ZH-B
Ordering example for option	M.[System].PZ.DZ.31/31.NI.ZH-B



Cylinder fastening screw for mounting the profile cylinder in the mortise lock

Technical specifications	M5 Lengths in mm: 50, 60, 70, 80, 90, 100 Countersunk head PH2 drive
Product code	ZS50, ZS60, ZS70, ZS80, ZS90, ZS100,
Ordering example for accessories	M.ZU.ZS90





ZVS-[...] – Reduced cylinder body

Cylinder lock with reduced body, e.g. for use in special metal frame doors with integrated protective escutcheon.

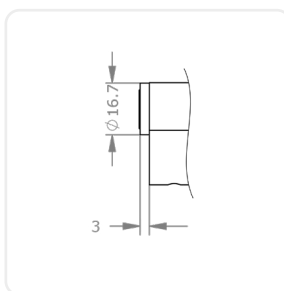
Variants ZVS-A – Reduced cylinder body outside | ZVS-I – Reduced cylinder body inside | ZVS-B – Reduced cylinder body both sides

Product code ZVS-A, ZVS-I, ZVS-B

Ordering example for option M.[System].PZ.DZ-S.31/31.NI.ZVS-A



Sample illustration





Padlock



Wide selection

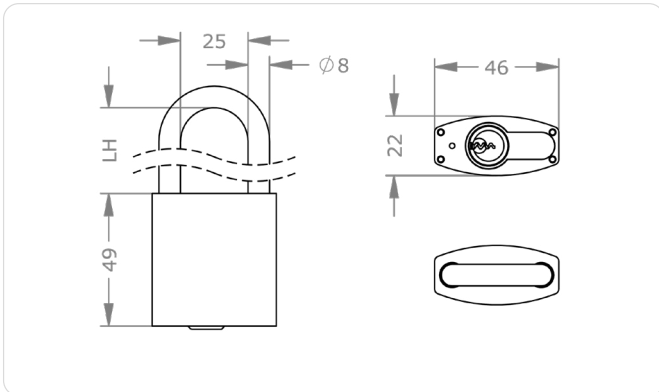
Our padlocks can be integrated into any FPS master key system.



Secure in the cellar

Whatever you store in your cellar, it's safe and secure.

FPS Padlock | HM24



Product description

The FPS padlock HM24-S with inserted cylinder module has a hardened steel shackle with a clearance width of 24 mm. It is suitable for securing doors or objects that are equipped with hasps or eyelets. Examples

of applications are roller shutters, barrier systems, chain fastenings and barrier fences.

Technical information

System	FPS5 – Functional Profile System 5 pin FPS6 – Functional Profile System 6 pin
Niro/steel shackle variant, clear height in mm	S15 S30 N30 N40 N50 N60 N70 N80 N90 N100 N120 N150 N180 N200
Finish	NI – Nickel
Optional security features	BS – Shackle protection
Optional technical installation feature	SW-A – Dust and weather protection outside
Accessories	Spray FinLube
Security features	Pin tumbler system cylinder with 5 or 6 active, spring-loaded locking elements Features in the cylinder protect against covert opening methods hardened steel elements for drilling protection
Technical installation situation	For use on doors with hasp and eyelet or for securing containers or chains.
Included components	Padlock

Application examples



Cellar doors

Hasps and padlocks secure doors that do not have a lock, such as cellar doors.



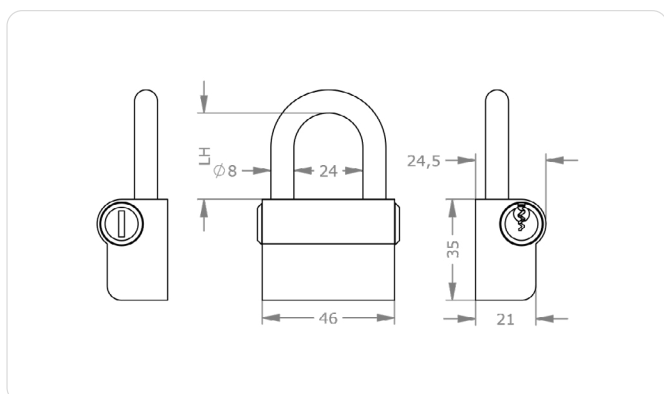

Barriers

Highly suitable for protection against the unauthorised opening and closing of barriers.

Ordering

M.[System].HA.H30.[S/N clear height in mm]. [Finish].[Option]
FPS padlock 5-pin HM24, with stainless steel shackle, clearance height of 50 mm, nickel finish and rain drain hole: M.FPS5.HA.HM24.N50.NI.SW-A

FPS Padlock | H24



Product description

The FPS padlock H24 has a shackle with a clearance width of 24 mm and is made of hardened steel. It is suitable for securing doors or objects that are equipped with

hasps or eyelets. Examples of applications are roller shutters, barrier systems, chain fastenings and barrier fences.

Technical information

System	FPS5 – Functional Profile System 5 pin FPS6 – Functional Profile System 6 pin
Niro/steel shackle variant, clear height in mm	S15A S30 S40 S50 S60 S70 S80 S90 S100 S150 S180 S200 N15A N30 N40 N50 N60 N70 N80 N100 N110 N120 N165
Finish	NI – Nickel
Optional technical installation feature	RL – Drain hole
Accessories	Spray FinLube
Security features	Pin tumbler system cylinder with 5 or 6 active, spring-loaded locking elements Features in the cylinder protect against covert opening methods hardened steel elements for drilling protection
Technical installation situation	For use on doors with hasp and eyelet or for securing containers or chains.
Included components	Padlock

Application examples



Cellar doors

Hasps and padlocks secure doors that do not have a lock, such as cellar doors.



Barriers


Highly suitable for protection against the unauthorised opening and closing of barriers.

Ordering

M.[System].HA.H24.[S/N clear height in mm].
[Finish].[Option]

FPS padlock 5-pin H24, with stainless steel shackle, clearance height of 50 mm, nickel finish and rain drain hole: M.FPS5.HA.H24.N50.NI.RL

FPS Padlock | H30

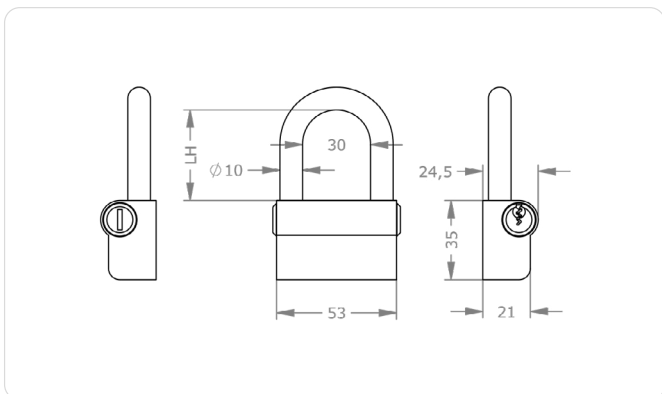


Product description


The FPS padlock H30 has a shackle with a clearance width of 30 mm and is made of hardened steel. It is suitable for securing doors or objects that are equipped with hasps or eyelets. Examples of applications are roller shutters, barrier systems, chain fastenings and barrier fences.

Technical information

System	FPS5 – Functional Profile System 5 pin FPS6 – Functional Profile System 6 pin
Niro/steel shackle variant, clear height in mm	S17 S30 N30 N40 N50 N60 N70 N80 N90 N100 N120 N150 N180 N200 N240
Finish	NI – Nickel
Optional technical installation feature	RL – Drain hole
Accessories	Spray FinLube
Security features	Pin tumbler system cylinder with 5 or 6 active, spring-loaded locking elements Features in the cylinder protect against covert opening methods hardened steel elements for drilling protection
Technical installation situation	For use on doors with hasp and eyelet or for securing containers or chains.
Included components	Padlock



Application examples



Cellar doors
 Hasps and padlocks secure doors that do not have a lock, such as cellar doors.



Barriers
 Highly suitable for protection against the unauthorised opening and closing of barriers.

Ordering

M.[System].HA.H30.[S/N clear height in mm]. [Finish].[Option]
FPS padlock 5-pin H30, with stainless steel shackle, clearance height of 50 mm, nickel finish and rain drain hole: M.FPS5.HA.H30.N50.NI.RL

Versions

Product range

M

System

FP55
FP56

Product category

Design

Shackle variant/
clearance width

Finish

NI

Option

+

...

NI >> Nickel

Steel shackle

S..

NIRO shackle

N..

LH mm	HM24	H24	H30	HM24	H24	H30
15	S15	S15A			N15A	
20			S20A			N20A
30	>> S30	>> S30		>> N30	>> N30	
40		S40	>> S40	N40	N40	>> N40
50		S50	S50	N50	N50	N50
60		S60	S60	N60	N60	N60
70		S70		N70	N70	
80		S80	S80	N80	N80	N80
90		S90		N90		
100		S100	S100	N100	N100	N100
110					N110	N110
120			S120	N120	N120	N120
150		S150	S150	N150		N150
165			S165		N165	N165
180		S180		N180		
200		S200	S200	N200		N200
240			S240			N240

>> Standard

HA-S

HM24

Standard design
Clearance width 24 mm.
Either stainless steel or steel shackle.

HA

H24

Standard design
Clearance width 24 mm.
Either stainless steel or steel shackle.

HA

H30

Standard design
Clearance width 30 mm.
Either stainless steel or steel shackle.

clear height
LH in mm

FPS padlocks | Options & Accessories

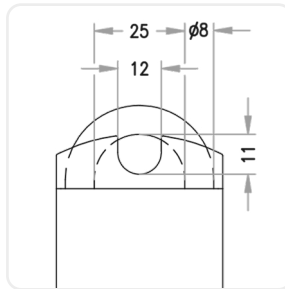

Illustrations and ordering examples are shown in deviating systems.



BS – Shackle protection

The shackle protection BS increases the security of the HM24-S to a maximum. The combination of shortened shackle made of hardened steel and surrounding shackle protection makes an attack with break-in tools (bolt cutters) extremely difficult.

Technical specifications	Hardened steel short shackle
Product code	BS
Ordering example for option	M.[System].HA.HM24-S.S17.NI.BS



FIN[...] – Spray FinLube

Multi-purpose spray to clean, lubricate and protect.

Variants	0088002458 – Finlube 100ml 0088002431 – Finlube 300ml 0088002423 – Finlube 500ml
Product code	M.TE[0088002458, 0088002431, 0088002423]
Ordering example for accessories	M.TE.0088002431



Sample illustration




RL – Drain hole

Drainage hole in padlock bodies for draining rain and condensation water.

Product code	RL
Ordering example for option	M.[System].HA.H24.N30.NI.RL



Cam lock



Wide range
Cylinders available in numerous sizes and diameters.




Locking direction can be selected
Depending on the installation position, the locking direction can be defined as required.



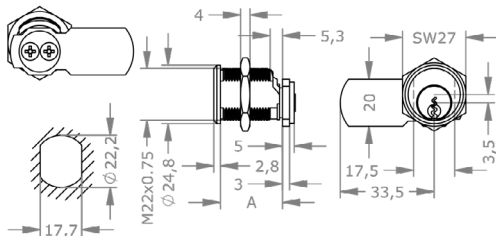
Many cams
Different types for versatile installation situations.

FPS cam lock | MB22

View from the outside



View from the inside



Application examples



Distribution cabinets

Thanks to the cam lock you can even integrate technical distribution cabinets into the master key system.

Product description

The FPS cam lock MB22 locks boxes and cabinets with a locking cam at the rear. It is suitable for a hole pattern larger than 22 mm, is flattened on the side and fastened at the

rear by a flat nut. Application examples are key boxes and letter boxes, display cabinets and technical distribution cabinets.

Technical information

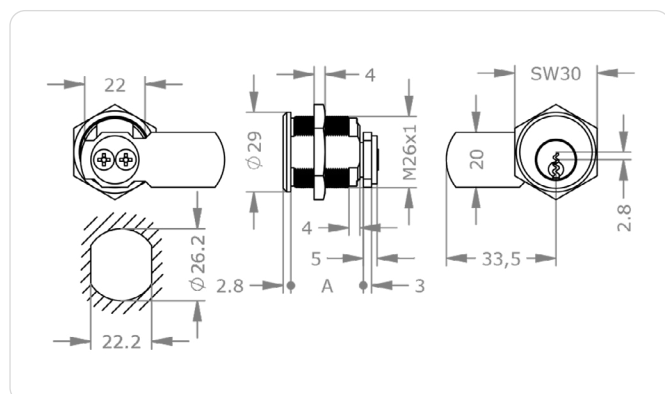

System	FPS5 – Functional Profile System 5 pin FPS6 – Functional Profile System 6 pin
Cylinder length on the outside A in mm	27 ¹ 32 37
Finish	NI – Nickel MS – Brass NP – Polished Nickel NPV – Nickel fully polished MP – Polished brass MPV – Brass fully polished ML – Brass lacquered CR – Chrome CP – Polished Chrome CPV – Chrome fully polished PS – Patinated black PB – Patinated brown
Optional technical installation feature	OSN – Without cam GKG – Door knob 38 mm for glass doors GTA[...] – Glass door plate wide GTB[...] – Glass door plate high SR22 – Dust and weather protection cover ST[...] – Locking direction A-H
Lever options	H[...]A] – Cam for metal boxes and display cases HB[...]A] – Cam for mail boxes
Accessories	Spray FinLube
Security features	Pin tumbler system cylinder with 5 or 6 active, spring-loaded locking elements
Technical installation situation	Hole pattern larger than 22 mm flattened on the side rear mounted with a flat nut locking cam according to dimensional drawing for use in key boxes, mailboxes and other sheet metal cabinets
Included components	Cylinder lock assembled with fastening nut and standard cam H7233 or optional cam

Ordering

M.[System].HB.MB22.[Outside cylinder length A in mm].[Finish].[Option]

FPS 5-pin cam lock, diameter 22 mm, length 27 mm, nickel finish, 2 key extracting positions at the bottom and left: M.FPS5.HB.MB22.27.NI.B01

FPS cam lock | MB26



Application examples



Distribution cabinets

Thanks to the cam lock you can even integrate technical distribution cabinets into the master key system.

Product description

The FPS cam lock MB26 locks boxes and cabinets with a locking cam at the rear. It fits a hole pattern larger than 26 mm, is flattened on the side and is fastened at the rear by a flat nut. Application examples are key boxes and letter boxes, display cabinets and technical distribution cabinets.

Technical information

System	FPS5 – Functional Profile System 5 pin FPS6 – Functional Profile System 6 pin
Cylinder length on the outside A in mm	27 ¹ 32 37
Finish	NI – Nickel MS – Brass NP – Polished Nickel NPV – Nickel fully polished MP – Polished brass MPV – Brass fully polished ML – Brass lacquered CR – Chrome CP – Polished Chrome CPV – Chrome fully polished PS – Patinated black PB – Patinated brown
Optional technical installation feature	OSN – Without cam ST[...] – Locking direction A-H
Lever options	H[...]A] – Cam for metal boxes and display cases HB[...]A] – Cam for mail boxes
Accessories	Spray FinLube
Security features	Pin tumbler system cylinder with 5 or 6 active, spring-loaded locking elements
Technical installation situation	Hole pattern larger than 26 mm flattened on the side rear mounted with a flat nut locking cam according to dimensional drawing for use in key boxes, mailboxes and other sheet metal cabinets
Included components	Cylinder lock assembled with fastening nut and standard cam H7233 or optional cam

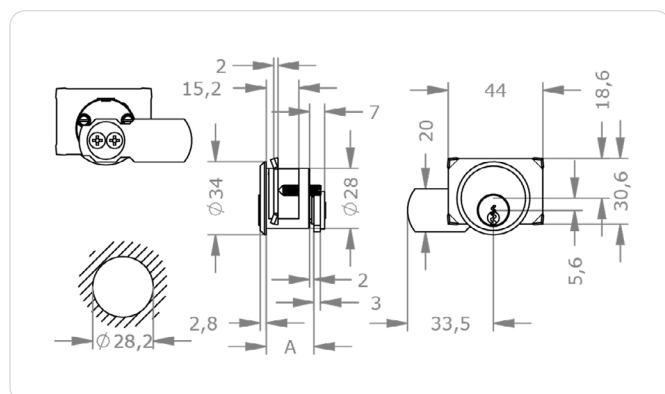
Ordering

M.[System].HB.MB26.[Outside cylinder length A in mm].[Finish].[Option]

FPS 5-pin cam lock, diameter 26 mm, length 27 mm, nickel finish, 2 key extracting positions at the bottom and left: M.FPS5.HB.MB26.27.NI.B01

¹ FPS5 only

FPS cam lock | MB28ZB



Product description

The FPS cam lock MB28ZB locks emergency key boxes and house mailbox systems with a locking cam on the rear. It fits a hole pattern larger than 28 mm and is

fastened at the rear with a fixing plate and threaded pins. Further application examples are letter boxes and technical distribution cabinets.

Technical information

System	FPS5 – Functional Profile System 5 pin FPS6 – Functional Profile System 6 pin
Cylinder length on the outside A in mm	22 ¹ 27
Finish	NI – Nickel MS – Brass NP – Polished Nickel NPV – Nickel fully polished MP – Polished brass MPV – Brass fully polished ML – Brass lacquered CR – Chrome CP – Polished Chrome CPV – Chrome fully polished PS – Patinated black PB – Patinated brown
Optional technical installation feature	OSN – Without cam R050 – Escutcheon 50 mm ST[...] – Locking direction A-H SW-A – Dust and weather protection outside
Lever options	H[...]A – Cam for metal boxes and display cases HB[...]A – Cam for mail boxes
Accessories	Spray FinLube
Security features	Pin tumbler system cylinder with 5 or 6 active, spring-loaded locking elements
Technical installation situation	For use in key and mailboxes and other metal cabinets
Included components	Cylinder lock with assembled fixing plate and standard cam H7233 or optional cam

Application examples



One for all

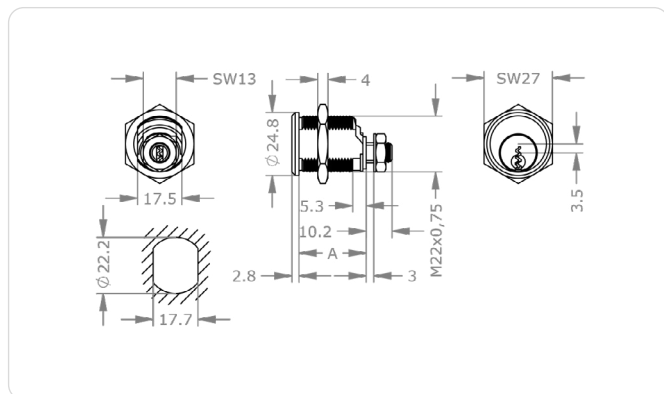

Lock the apartment door and mailbox with just one key. This cam lock makes it possible.

Ordering

M.[System].HB.MB28ZB.[Outside cylinder length A in mm].[Finish].[Option]

FPS 5-pin cam lock, diameter 28 mm, length 22 mm, nickel finish, 2 key extracting positions at the bottom and left: M.FPS5.
HB.MB28ZB.22.NI.B01

FPS cam lock | MB22K



Product description

The FPS cam lock MB22K locks boxes and cabinets with a rear 8 mm lock bar. It fits a hole pattern larger than 22 mm, is flattened on the side and is fastened at the rear by a flat nut. Examples of applications are lockers and metal cabinets.

Technical information

System	FPS5 – Functional Profile System 5 pin FPS6 – Functional Profile System 6 pin
Cylinder length on the outside A in mm	27 ¹ 32 37
Finish	NI – Nickel MS – Brass NP – Polished Nickel NPV – Nickel fully polished MP – Polished brass MPV – Brass fully polished ML – Brass lacquered CR – Chrome CP – Polished Chrome CPV – Chrome fully polished PS – Patinated black PB – Patinated brown
Optional technical installation feature	GKGT – Door knob 38 mm for glass doors SR22 – Dust and weather protection cover ST[...] – Locking direction A-H
Accessories	Spray FinLube
Security features	Pin tumbler system cylinder with 5 or 6 active, spring-loaded locking elements
Technical installation situation	Hole pattern larger than 22 mm flattened on the side rear mounted with a flat nut for use in key boxes, mailboxes and other sheet metal cabinets
Included components	Cylinder lock with fixing nuts for cylinder and cam; also without cam

Application examples



Secure in the locker

This cam lock makes it possible to securely lock lockers in changing rooms.

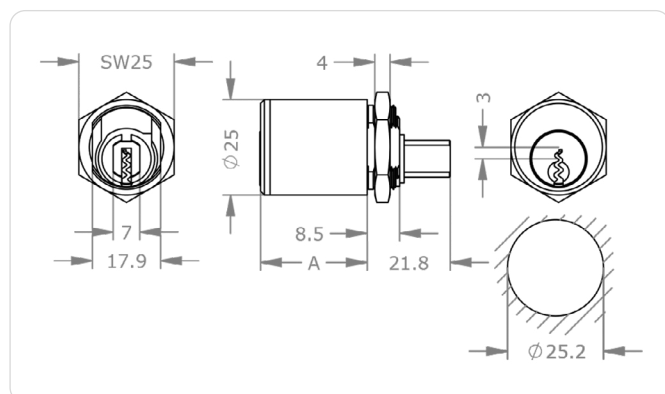

Ordering

M.[System].HB.MB22K.[Outside cylinder length A in mm].[Finish].[Option]

FPS 5-pin cam lock, diameter 22 mm, length 27 mm, nickel finish, 2 key extracting positions at the bottom and left: M.FPS5.HB.MB22K.27.NI.B01

¹ FPS5 only

FPS coin operated lock cylinder | DPM25



Product description

The FPS cam lock DPM25 locks coin operated locks with a flattened plug end on the side. It fits a hole pattern larger than 25 mm, is flattened on the side and is fastened at the

rear by a flat nut. Examples of applications are coin operated locks.

Technical information

System	FPS5 – Functional Profile System 5 pin FPS6 – Functional Profile System 6 pin
Cylinder length on the outside A in mm	28 ¹ 34
Finish	NI – Nickel MS – Brass NP – Polished Nickel NPV – Nickel fully polished MP – Polished brass MPV – Brass fully polished ML – Brass lacquered CR – Chrome CP – Polished Chrome CPV – Chrome fully polished PS – Patinated black PB – Patinated brown
Optional technical installation feature	LI – Left RE – Right
Accessories	Spray FinLube
Security features	Pin tumbler system cylinder with 5 or 6 active, spring-loaded locking elements
Technical installation situation	In combination with a Depomat coin operated lock
Included components	Coin operated lock cylinder

Application examples



Coin in and secure

The coin operated lock cylinder makes it easy to lock lockers in cloakroom systems.

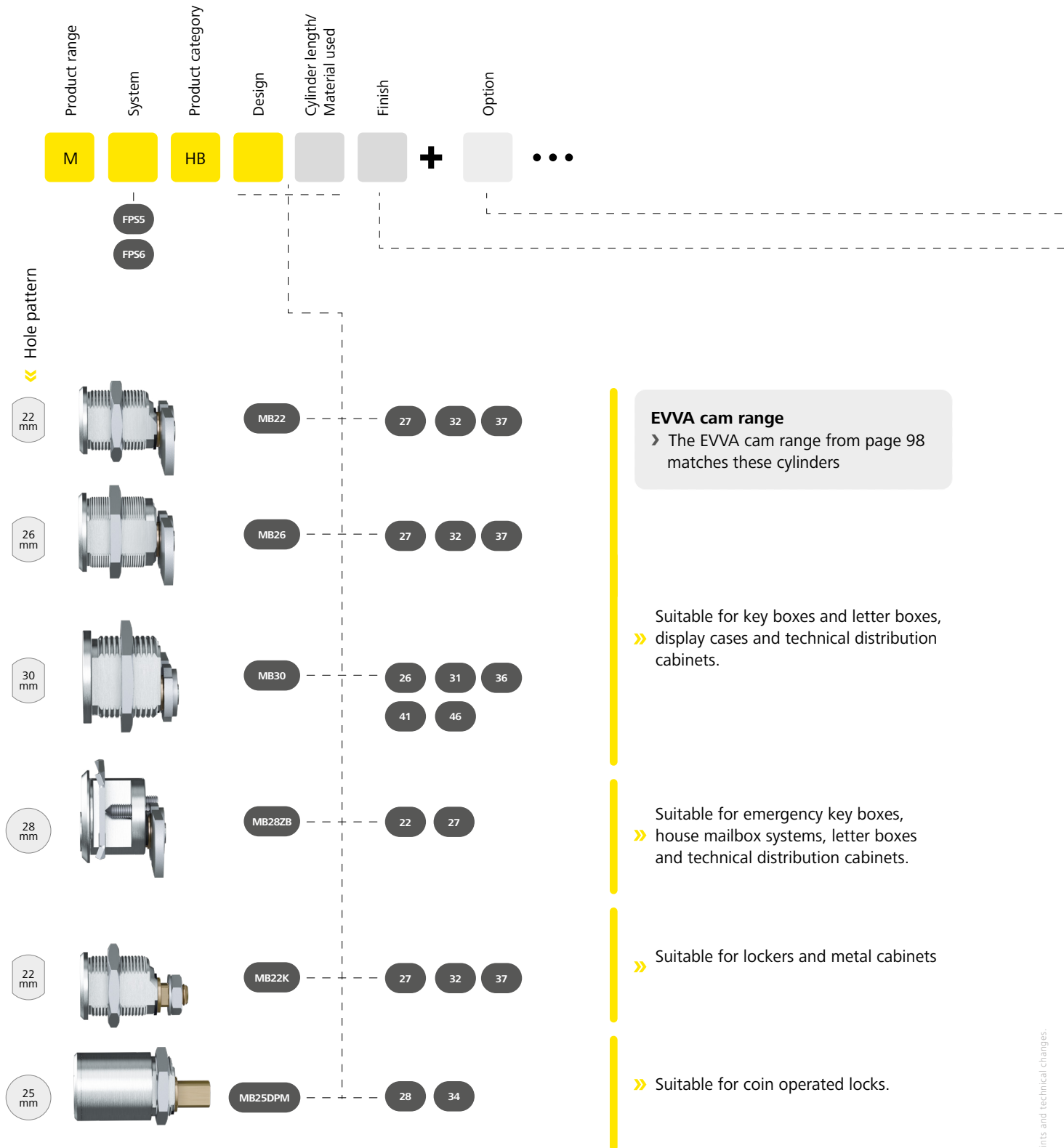
Ordering

M.[System].HB.DPM25.[Outside cylinder length A in mm].[Option]

FPS 5-pin coin operated lock cylinder, diameter 25 mm, length 28 mm, nickel finish, right version: M.FPS5.HB.DPM25.28.NI.RE

¹ FPS5 only

FPS cam lock | Versions





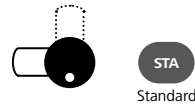
Matching options

› see next page

Locking directions & Key extracting positions

- › Standard locking direction STA
- › Locking direction options STB–STH

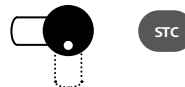
- NI › Nickel (standard)
- MS › Brass
- NP › Polished nickel
- NPV › Nickel fully polished
- MP › Polished brass lacquered
- MPV › Brass fully polished
- ML › Brass lacquered
- CR › Chrome
- CP › Polished chrome
- CPV › Chrome fully polished
- PS › Patinated black
- PB › Patinated brown



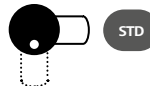
STA
Standard



STB



STC



STD

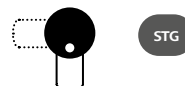
1 Key extracting position



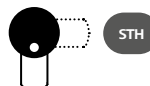
STE



STF



STG



STH

Horizontal cam
Vertical cam

Example

› STF locking direction with vertical cam

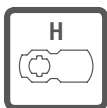


Closed

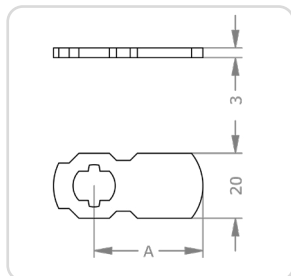
Open

FPS cam lock | Options and Accessories

Illustrations and ordering examples are shown in deviating systems.

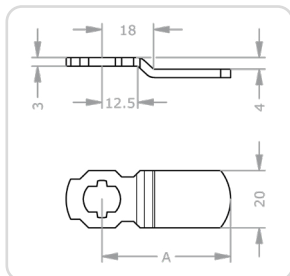


Waagrechte EVVA-Schließhebel für Blechkästen und Vitrinen.



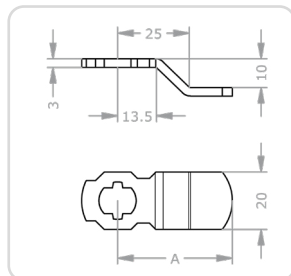
H72[A]

Hebellänge A in mm:
18 | 26 | 27 | 33 | 37 | 40 | +5 ... | 85



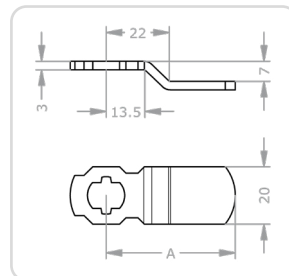
H87[A]

Hebellänge A in mm:
33 | 40 | 45 | 65



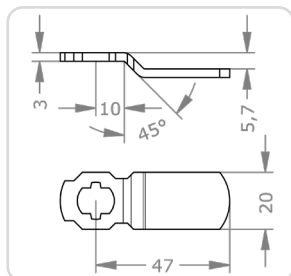
H92[A]

Hebellänge A in mm:
41 | 48 | 52



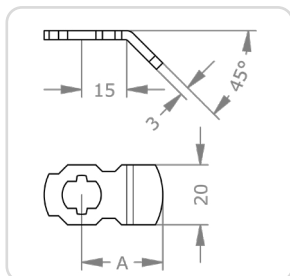
H95[A]

Hebellänge A in mm:
45 | 50



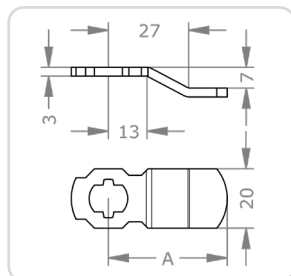
H98[A]

Hebellänge in mm:
47



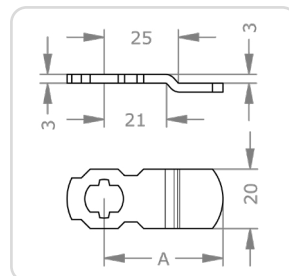
H89[A]

Hebellänge A in mm:
27



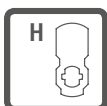
H91[A]

Hebellänge A in mm:
39 | 59 | 65

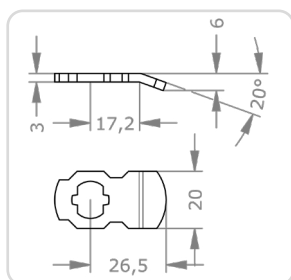


H97[A]

Hebellänge A in mm:
33 | 37 | 40 | 45 | 50 | 55 | 70

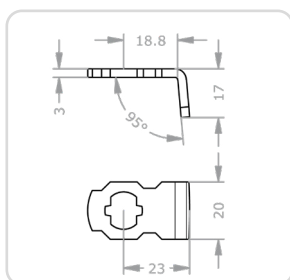


Senkrechte EVVA-Schließhebel für Blechkästen und Vitrinen.



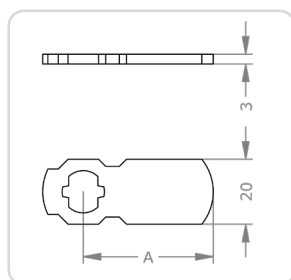
H6326

Hebellänge in mm:
26



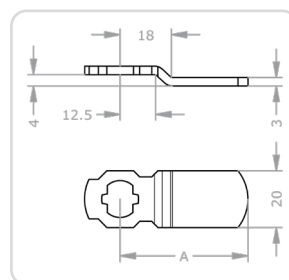
H6423

Hebellänge in mm:
23



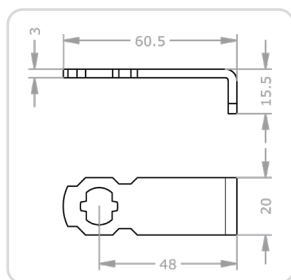
H73[A]

Hebellänge A in mm:
26 | 33 | 36 | 40 | +5 ... | 80



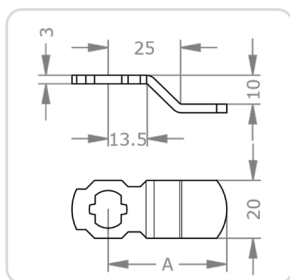
H88[A]

Hebellänge A in mm:
45 | 65



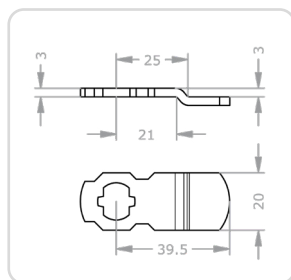
H9048

Hebellänge in mm:
48



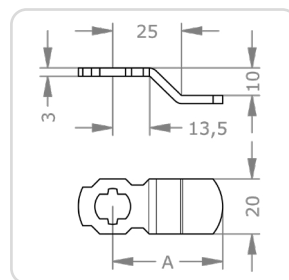
H94[A]

Hebellänge A in mm:
33 | 41 | 59



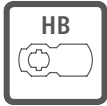
H9939

Hebellänge in mm:
39

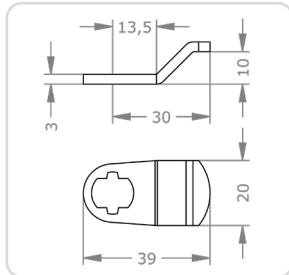


H96[A]

Hebellänge A in mm:
33 | 45 | 50

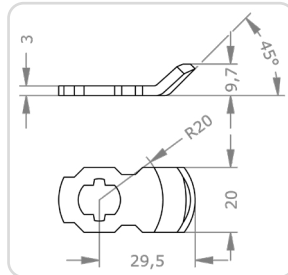


Waagrechte EVVA-Schließhebel für Brieffachanlagen und andere Einsatzmöglichkeiten.



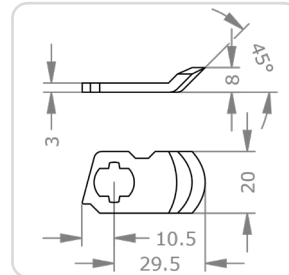
HB0230

Hebellänge in mm:
30



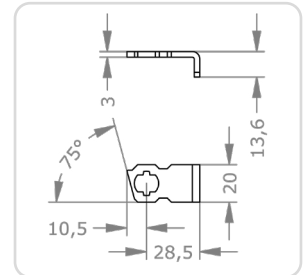
HB0329

Hebellänge in mm:
29



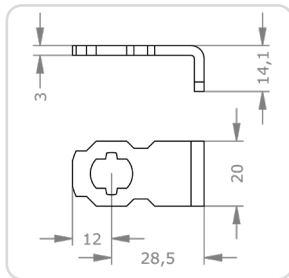
HB0429

Hebellänge in mm:
29



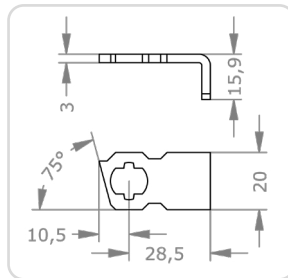
HB0628

Hebellänge in mm:
28



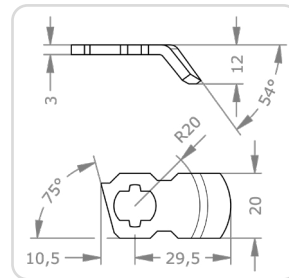
HB0728

Hebellänge in mm:
28



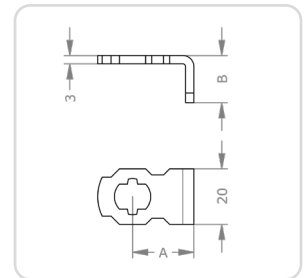
HB0828

Hebellänge in mm:
28



HB1029

Hebellänge in mm:
29



HB[A][B]

Hebellänge [A][B] in mm:
[22][14] | [22][17] | [22][22] |
[28][17] | [28][22]

FPS cam lock | Options and Accessories

Illustrations and ordering examples are shown in deviating systems.



OSN – Without cam

No cam or locking cam is mounted on the cylinder.

Product code	OSN
Ordering example for option	M.[System].HB.MB19.23.NI.OSN



FIN[...] – Spray FinLube

Multi-purpose spray to clean, lubricate and protect.

Variants	0088002458 – Finlube 100ml 0088002431 – Finlube 300ml 0088002423 – Finlube 500ml
Product code	M.TE[0088002458, 0088002431, 0088002423]
Ordering example for accessories	M.TE.0088002431



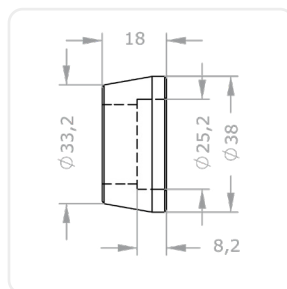
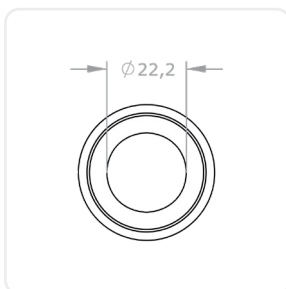

Sample illustration



GKGT – Door knob 38 mm for glass doors

For use in glass showcases and glass door cabinets in combination with a cam locks.

Technical specifications	Height 18 mm, conical diameter 38 to 33 mm Base material nickel plated brass
Product code	GKGT
Ordering example for option	M.[System].HB.MB22.27.NI.GKGT
Ordering example for accessories	M.ZU.GKGT





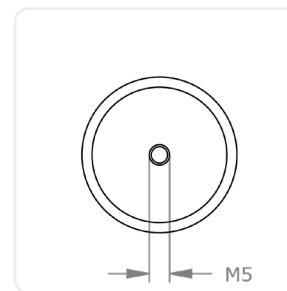
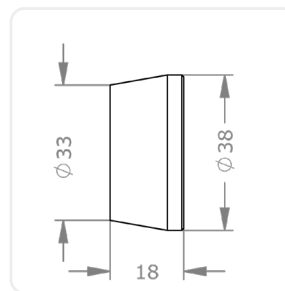
GKV – Door knob 38 mm for glass and furniture doors

For use in furniture doors as a blind thumbturn without cylinder cut-out.

Technical specifications Suitable for GKMR

Product code GKV

Ordering example for accessories M.ZU.GKV



GTA[...] – Glass door plate wide

For use in glass showcases and glass door cabinets in combination with a cam lock.

Variants GTA1 – Glass door plate 1 high | GTA2 – Glass door plate 2 high | GTA3 – Glass door plate 3 high |
GTA4 – Glass door plate 4 high | GTA5 – Glass door plate 5 high | GTA6 – Glass door plate 6 high

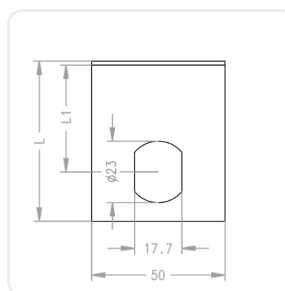
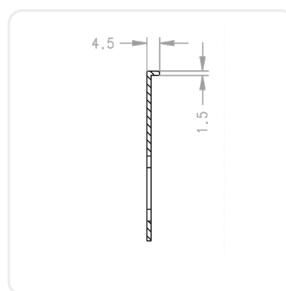
Product code GTA1, GTA2, GTA3, GTA4, GTA5, GTA6

Ordering example for option M.[System].HB.MB22.27.NI.GTA1

Ordering example for accessories M.ZU.GTA1



Sample illustration GTA4



FPS cam lock | Options and Accessories

Illustrations and ordering examples are shown in deviating systems.



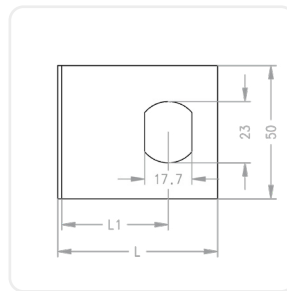
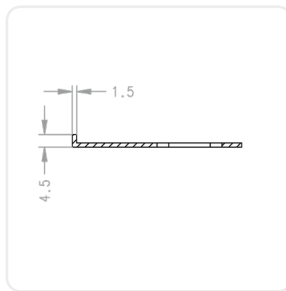
GTB[...] – Glass door plate high

For use in glass showcases and glass door cabinets in combination with a cam locks.

Variants	GTB1 – Glass door plate 1 wide GTB2 – Glass door plate 2 wide GTB3 – Glass door plate 3 wide GTB4 – Glass door plate 4 wide GTB5 – Glass door plate 5 wide GTB6 – Glass door plate 6 wide
Product code	GTB1, GTB2, GTB3, GTB4, GTB5, GTB6
Ordering example for option	M.[System].HB.MB22.27.NI.GTB1
Ordering example for accessories	M.ZU.GTB1



Sample illustration GTB4



LI – Left

Left version

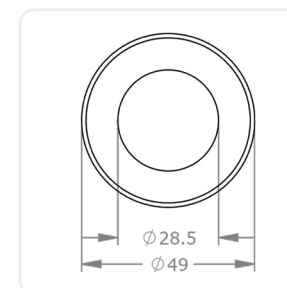
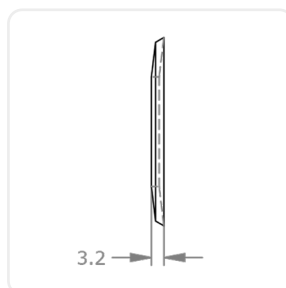
Product code	LI
Ordering example for option	M.[System].MZ.MR22.25.NI.3413.LI



R050 – Escutcheon 50 mm

Cylinder escutcheon with 50 mm outer diameter, 28 mm inner diameter.

Product code	R050
Ordering example for option	M.[System].HB.MB28ZB.27.NI.R050
Ordering example for accessories	M.ZU.R050





RE – Right

Right-hand version

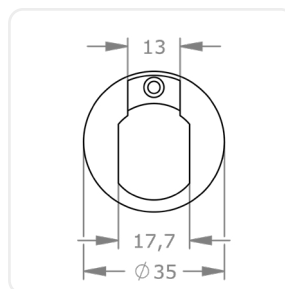
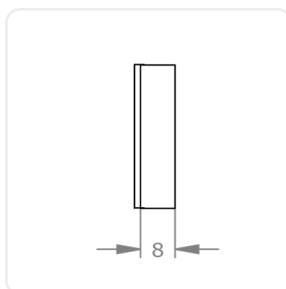
Product code	RE
Ordering example for option	M.[System].MZ.MR22.25.NI.3413.RE



SR22 – Dust and weather protection cover

Escutcheon and cover to protect the cam lock from weather and dirt, outer diameter 35 mm, inner diameter 22 mm.

Product code	SR22
Ordering example for option	M.[System].HB.MB22.27.NI.SR22
Ordering example for accessories	M.ZU.SR22



FPS cam lock | Options and Accessories

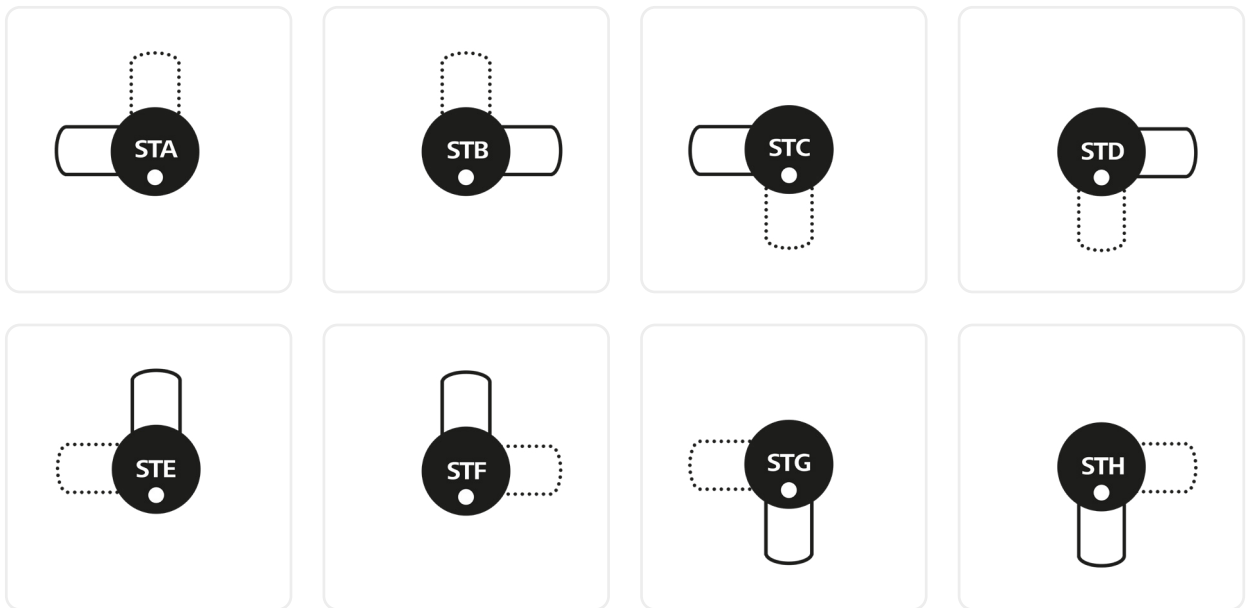
Illustrations and ordering examples are shown in deviating systems.



ST[...] – Locking direction A-H

By specifying the locking direction, the cam movement is adapted to the installation situation.

Variants	STA – Locking direction from left to top STB – Locking direction from right to top STC – Locking direction from left to bottom STD – Locking direction from right to bottom STE – Locking direction from top to left STF – Locking direction from top to right STG – Locking direction from bottom to left STH – Locking direction from bottom to right
Product code	STA, STB, STC, STD, STE, STF, STG, STH
Ordering example for option	M.[System].HB.MB19.28.NI.STA



TXT – Customer-specific text

Numbering according to customer requirements in addition to system number and key/cylinder number.

Product code	TXT
Ordering example for option	M.[System].PZ.DZ-S.31/31.NI.TXT




Sample illustration




Outside & inside cylinder



Additional security
Fits into a wide range of rim cylinder for surface mounted locks.

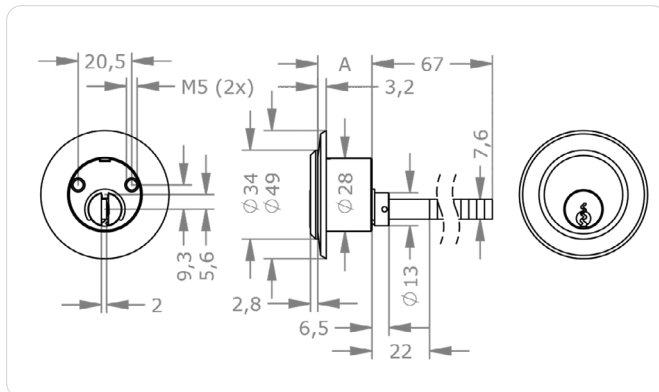



Easy to adapt
Versions and options for individual door thicknesses.



Useful accessories
Various escutcheon for a perfect finish.

FPS rim cylinder | AZ28.AZ



Application examples



Security squared

Ideal in combination with EVVA surface mounted locks K900 and K9000. Can also be used with locks from other manufacturers.

Product description

The AZ28.AZ rim cylinder is suited to use on the outside of the door. It is equipped with a tail bar to accommodate surface mounted locks. It fits a hole pattern larger than 28 mm and is secured on the

rear side with throughhole screws. Application examples are EVVA surface mounted locks from the K900 series and various surface mounted locks.

Technical information

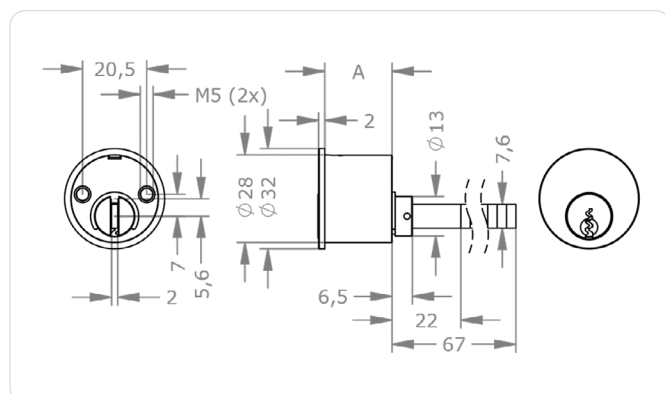

System	FPS5 – Functional Profile System 5 pin FPS6 – Functional Profile System 6 pin
Finish	NI – Nickel MS – Brass NP – Polished Nickel NPV – Nickel fully polished MP – Polished brass MPV – Brass fully polished ML – Brass lacquered CR – Chrome CP – Polished Chrome CPV – Chrome fully polished PS – Patinated black PB – Patinated brown
Optional technical installation feature	K900[...] – Security rim lock K900 K9000[...] – Security rim lock K9000 R060 – Escutcheon 60 mm
Door leaf thickness options	TS66 – Door thickness 57 up to 66 mm TS76 – Door thickness 67 up to 76 mm TS86 – Door thickness 77 up to 86 mm
Optional usage feature	VAR – VARIO
Accessories	Spray FinLube
Cylinder length on the outside A in mm	FPS5: 21 FPS6: 26
Security features	Pin tumbler system cylinder with 5 or 6 active, spring-loaded locking elements Features in the cylinder protect against covert opening methods hardened steel elements for drilling protection
Technical installation situation	For use with EVVA rim locks from the K900/9000 series up to door leaf thickness 56 mm
Included components	Cylinder lock with escutcheon and 2 M5x40 fastening screws

Ordering

M.[System].AI.AZ28.AZ.[Surface].[Option]

FPS rim cylinder AZ 5-pin, nickel finish with VARIO re-coding function option: M.FPS5.AI.AZ28.AZ.NI.VAR

FPS rim cylinder | AZ28.AZG



Product description

The FPS AZ28.AZG rim cylinder is suited to use on the outside of the door. It is equipped with a vertical tail bar to accommodate surface mounted locks. It fits a hole pattern

larger than 28 mm and is rear mounted with throughhole screws. Application examples are surface mounted locks and surface mounted locks.

Technical information

System	FPS5 – Functional Profile System 5 pin FPS6 – Functional Profile System 6 pin
Finish	NI – Nickel MS – Brass NP – Polished Nickel NPV – Nickel fully polished MP – Polished brass MPV – Brass fully polished ML – Brass lacquered CR – Chrome CP – Polished Chrome CPV – Chrome fully polished PS – Patinated black PB – Patinated brown
Optional technical installation feature	SPV – Twisted tail bar
Door leaf thickness options	TS66 – Door thickness 57 up to 66 mm TS76 – Door thickness 67 up to 76 mm TS86 – Door thickness 77 up to 86 mm
Optional usage feature	VAR – VARIO
Accessories	Spray FinLube
Cylinder length on the outside A in mm	FPS5: 22 FPS6: 27
Security features	Pin tumbler system cylinder with 5 or 6 active, spring-loaded locking elements Features in the cylinder protect against covert opening methods hardened steel elements for drilling protection
Technical installation situation	For use in various rim locks from other manufacturers up to door leaf thickness 56 mm
Included components	Cylinder lock with 2 M5x40 fixing screws

Application examples



Door open, door closed

This cylinder is used to secure garage doors, etc.



Full-leaf doors

This special outer cylinder is also used to provide additional security for doors.

Ordering

M.[System].AI.AZ28.AZG.[Surface].[Option]

FPS rim cylinder AZG 5-pin, nickel finish with twisted tail bar: M.FPS5.AI.AZ28.AZG.NI.SPV

Keys

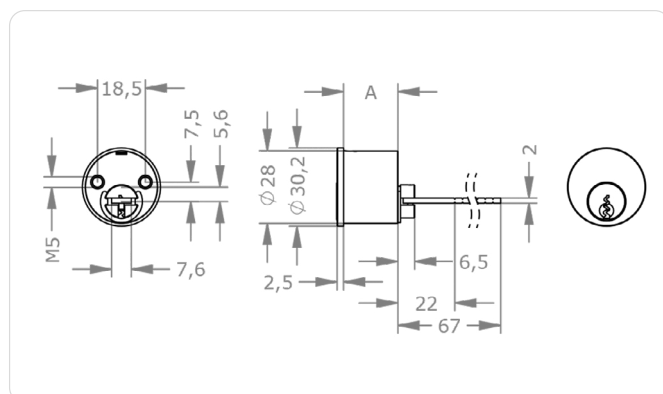

Profile cylinder

Padlocks

Cam lock

Outside & inside cylinder

FPS rim cylinder | AZ28.AZI



Application examples



Security squared

This rim cylinder fits ABUS® surface mounted locks.

Product description

The FPS AZ28.AZI rim cylinder is suitable for use on the outside of the door. It is equipped with a horizontal tail bar for surface mounted locks, fits a hole pattern larger

than 28 mm and is secured on the rear side with throughhole screws. Application examples are surface mounted locks and surface mounted locks.

Technical information

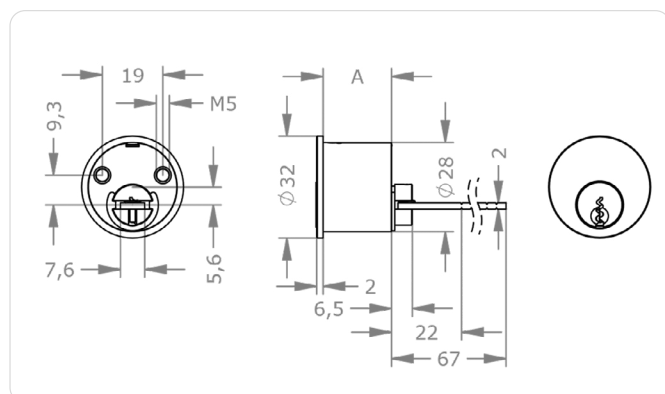

System	FPS5 – Functional Profile System 5 pin FPS6 – Functional Profile System 6 pin
Finish	NI – Nickel MS – Brass NP – Polished Nickel NPV – Nickel fully polished MP – Polished brass MPV – Brass fully polished ML – Brass lacquered CR – Chrome CP – Polished Chrome CPV – Chrome fully polished PS – Patinated black PB – Patinated brown
Optional security features	SKG2-A – SKG ** certified outside
Optional technical installation feature	APA – Fixing plate ABUS® GWB6 – 1 thread M6 R0A – Escutcheon ABUS® ROSKG – Escutcheon SKG
Door leaf thickness options	TS66 – Door thickness 57 up to 66 mm TS76 – Door thickness 67 up to 76 mm TS86 – Door thickness 77 up to 86 mm
Optional usage feature	VAR – VARIO
Accessories	Spray FinLube
Cylinder length on the outside A in mm	FPS5: 21 FPS6: 26
Security features	Pin tumbler system cylinder with 5 or 6 active, spring-loaded locking elements Features in the cylinder protect against covert opening methods hardened steel elements for drilling protection
Technical installation situation	In combination with ABUS® rim locks up to door leaf thickness 56 mm
Included components	Cylinder lock with 2 M5×40 fastening screws (with GWB6 M6×40 option)

Ordering


M.[System].AI.AZ28.AZI.[Surface].[Option]

FPS rim cylinder 5-pin for ABUS rim locks, nickel finish with M6 holes: M.FPS5.AI.AZ28.AZI.NI.GWB6

FPS rim cylinder | AZ28.AZL



Application examples



Security squared

Whatever supplementary lock is used, this rim cylinder represents the secure protection of every door.

Product description

The FPS rim cylinder AZ28.AZL is suitable for use on the outside of the door. It is equipped with a horizontal tail bar for surface mounted locks, fits a hole pattern larger than 28 mm and is secured on

the rear side with throughhole screws. Application examples are LIPS® rim locks and surface mounted locks.

Technical information

System	FPS5 – Functional Profile System 5 pin FPS6 – Functional Profile System 6 pin
Finish	NI – Nickel MS – Brass NP – Polished Nickel NPV – Nickel fully polished MP – Polished brass MPV – Brass fully polished ML – Brass lacquered CR – Chrome CP – Polished Chrome CPV – Chrome fully polished PS – Patinated black PB – Patinated brown
Door leaf thickness options	TS66 – Door thickness 57 up to 66 mm TS76 – Door thickness 67 up to 76 mm TS86 – Door thickness 77 up to 86 mm
Optional usage feature	VAR – VARIO
Accessories	Spray FinLube
Cylinder length on the outside A in mm	FPS5: 22 FPS6: 27
Security features	Pin tumbler system cylinder with 5 or 6 active, spring-loaded locking elements Features in the cylinder protect against covert opening methods hardened steel elements for drilling protection
Technical installation situation	For use in supplementary locks from other manufacturers up to door leaf thickness 56 mm
Included components	Cylinder lock with 2 M5x40 fixing screws

Ordering

M.[System].AI.AZ28.AZL.[Surface].[Option]
FPS rim cylinder 5-pin, diameter 28 mm, type AZL, nickel finish, with VARIO re-coding function option: M.FPS5.AI.AZ28.AZL.NI.VAR

Keys

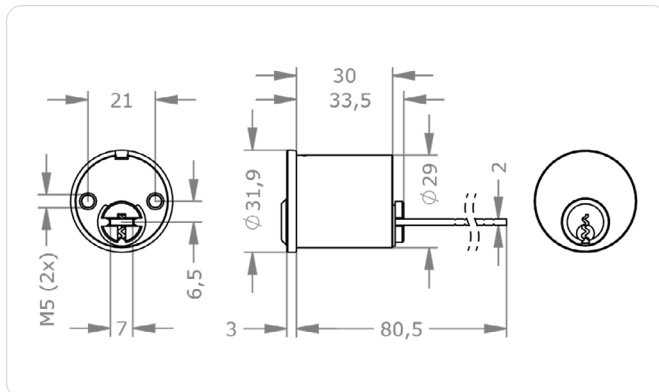
Profile cylinder

Padlocks

Cam lock

Outside & inside cylinder

FPS rim cylinder | AZ29.I050



Product description

The FPS AZ29.I050 rim cylinder is suitable for use on the outside of the door. It is equipped with a horizontal tail bar for surface mounted locks, fits a hole pattern larger

than 29 mm and is secured on the rear side with throughhole screws. Application examples are rim locks as well as various surface mounted locks.

Technical information

System	FPS5 – Functional Profile System 5 pin FPS6 – Functional Profile System 6 pin
Finish	NI – Nickel MS – Brass NP – Polished Nickel NPV – Nickel fully polished MP – Polished brass MPV – Brass fully polished ML – Brass lacquered CR – Chrome CP – Polished Chrome CPV – Chrome fully polished PS – Patinated black PB – Patinated brown
Optional technical installation feature	ROI – Escutcheon IKON®
Door leaf thickness options	TS66 – Door thickness 57 up to 66 mm TS76 – Door thickness 67 up to 76 mm TS86 – Door thickness 77 up to 86 mm
Optional usage feature	VAR – VARIO
Accessories	Spray FinLube
Security features	Pin tumbler system cylinder with 5 or 6 active, spring-loaded locking elements Features in the cylinder protect against covert opening methods hardened steel elements for drilling protection
Technical installation situation	For use in IKON® rim locks up to door leaf thickness 56 mm
Included components	With tail bar and 2 M5×40 fastening screws

Application examples



Security squared

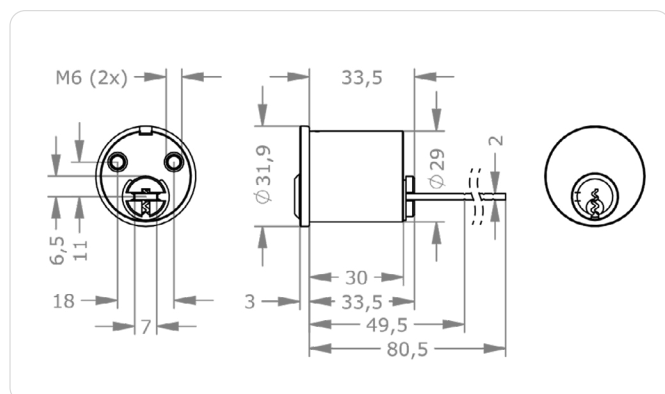

This rim cylinder is suitable for IKON® surface mounted locks.

Ordering

M.[System].AI.AZ29.I050.[Finish].[Option]

FPS rim cylinder 5-pin for IKON® rim locks type 50, nickel finish with VARIO re-coding function option: M.FPS5.AI.AZ29.I050.NI.VAR

FPS rim cylinder | AZ29.I063



Product description


The FPS rim cylinder AZ29.I063 is suitable for use on the outside of the door. It is equipped with a horizontal tail bar for surface mounted locks, fits a hole pattern larger

than 29 mm and is secured on the rear side with through-hole screws. Application examples are rim locks as well as various surface mounted locks.

Technical information

System	FPS5 – Functional Profile System 5 pin FPS6 – Functional Profile System 6 pin
Finish	NI – Nickel MS – Brass NP – Polished Nickel NPV – Nickel fully polished MP – Polished brass MPV – Brass fully polished ML – Brass lacquered CR – Chrome CP – Polished Chrome CPV – Chrome fully polished PS – Patinated black PB – Patinated brown
Optional technical installation feature	API63 – Fixing plate IKON® 4063 ROI – Escutcheon IKON®
Door leaf thickness options	TS56 – Door thickness 46 up to 56 mm TS66 – Door thickness 57 up to 66 mm TS76 – Door thickness 67 up to 76 mm TS86 – Door thickness 77 up to 86 mm
Optional usage feature	VAR – VARIO
Accessories	Spray FinLube
Security features	Pin tumbler system cylinder with 5 or 6 active, spring-loaded locking elements Features in the cylinder protect against covert opening methods hardened steel elements for drilling protection
Technical installation situation	For use in IKON® rim locks up to door leaf thickness 45 mm
Included components	With tail bar and 2 M6×28 fastening screws

Application examples



Security squared

This rim cylinder is suitable for IKON® surface mounted locks.

Ordering

M.[System].AI.AZ29.I063.[Finish].[Option]

FPS rim cylinder 5-pin for IKON® rim locks type 63, nickel finish with VARIO re-coding function option: M.FPS5.AI.AZ29.I063.NI.VAR

Keys

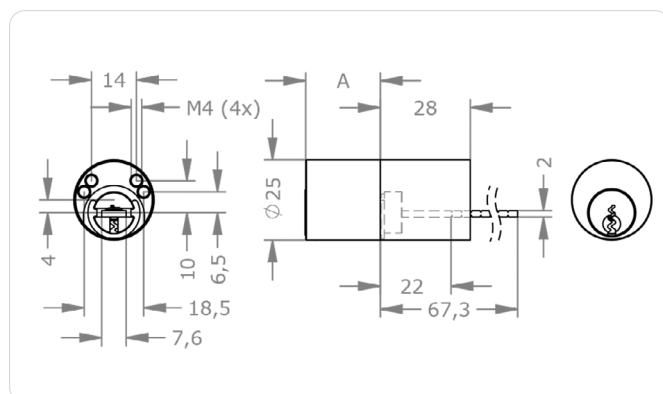

Profile cylinder

Padlocks

Cam lock

Outside & inside cylinder

FPS rim cylinder | AZ25.FP




Product description

The FPS rim cylinder AZ25.FP is suitable for use in garden gates. It is equipped with a tail bar for surface mounted locks, fits a hole pattern larger than 25 mm and is secured on the rear side with throughhole screws. For example, they can be used for garden gates with CISA® locks.

Technical information

System	FPS5 – Functional Profile System 5 pin FPS6 – Functional Profile System 6 pin
Finish	NI – Nickel MS – Brass NP – Polished Nickel NPV – Nickel fully polished MP – Polished brass MPV – Brass fully polished ML – Brass lacquered CR – Chrome CP – Polished Chrome CPV – Chrome fully polished PS – Patinated black PB – Patinated brown
Optional usage feature	VAR – VARIO
Accessories	Spray FinLube
Cylinder length on the outside A in mm	FPS5: 23 FPS6: 28
Security features	Pin tumbler system cylinder with 5 or 6 active, spring-loaded locking elements Features in the cylinder protect against covert opening methods hardened steel elements for drilling protection
Technical installation situation	For use on the outside, fastened from the rear using screws
Included components	Cylinder lock without screws, with tail bar and sleeve

Application examples



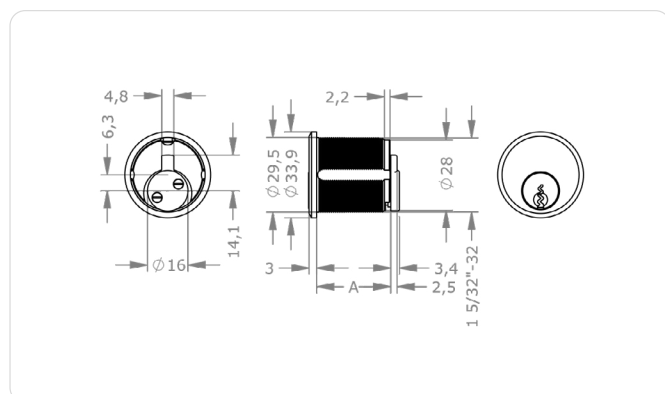

Garden gate

This rim cylinder has been specially developed for use in lattice doors and garden gates.

Ordering

M.[System].AI.AZ25.FP.[Finish].[Option]
FPS 5-pin rim cylinder, diameter 25 mm, nickel finish, with VARIO re-coding function option: M.FPS5.AI.AZ25.FP.NI.VAR

FPS mortise screw-in cylinder | AZ30RM



Product description


The FPS mortise screw-in cylinder AZ30RM is suitable for use on the outside of the door. It is equipped with cam for mortise locks, it fits an internal thread of 15/32" and

is fastened by screwing it into the lock. Examples of applications are mortise locks.

Technical information

System	FPS5 – Functional Profile System 5 pin FPS6 – Functional Profile System 6 pin
Cylinder length on the outside A in mm	22 ¹ 25 ¹ 29 39 47 57 67
Finish	NI – Nickel MS – Brass NP – Polished Nickel NPV – Nickel fully polished MP – Polished brass MPV – Brass fully polished ML – Brass lacquered CR – Chrome CP – Polished Chrome CPV – Chrome fully polished PS – Patinated black PB – Patinated brown
Optional technical installation feature	OSN – Without cam GLIP – For LIPS® cam GM0N – For Monarch® cam GYAL – For Yale® cam
Optional usage feature	VAR – VARIO
Accessories	Spray FinLube
Security features	Pin tumbler system cylinder with 5 or 6 active, spring-loaded locking elements Features in the cylinder protect against covert opening methods hardened steel elements for drilling protection
Technical installation situation	Suitable for locks with screw-in fastening of the cylinder
Included components	Cylinder lock with Adams Rite® cam

Application examples



Firmly locked

This mortise screw-in cylinder is ideal for use in specially designed bolt locks.

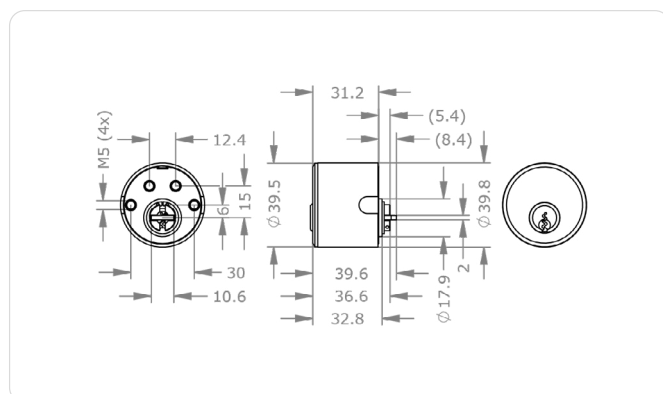

Ordering

M.[System].AI.AZ30RM.[Outside cylinder length A in mm].[Finish].[Option]
FPS mortise screw-in cylinder 5-pin, length 25 mm, nickel finish, designed for LIPS® cam: M.FPS5.AI.AZ30RM.25.NI.GLIP


Keys
 Profile cylinder
 Padlocks
 Cam lock
 Outside & inside cylinder

¹ FPSS only

FPS outside cylinder | AZ37.SEC



Application examples



Security in the High North

This cylinder is ideal for external doors with Scandinavian locks and guarantees mechanical security.

Standards and guidelines



Product description

The FPS outside cylinder AZ37.SEC is suitable for use on the outside of doors. It is equipped with horizontal cam bar for mortise locks, fits a hole pattern larger than 40 mm

and is fastened with rear pull-through-hole screws. As an example, they can be used in Scandinavian mortise locks.

Technical information

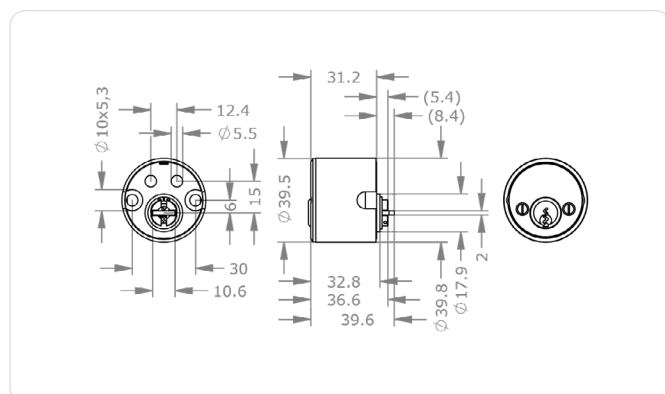

System	FPS5 – Functional Profile System 5 pin FPS6 – Functional Profile System 6 pin
Finish	NI – Nickel MS – Brass NP – Polished Nickel NPV – Nickel fully polished MP – Polished brass MPV – Brass fully polished ML – Brass lacquered CR – Chrome CP – Polished Chrome CPV – Chrome fully polished PS – Patinated black PB – Patinated brown
Optional usage feature	VAR – VARIO
Accessories	Spray FinLube
Security features	Pin tumbler system cylinder with 5 or 6 active, spring-loaded locking elements Features in the cylinder protect against covert opening methods hardened steel elements for drilling protection
Standards and guidelines	SS 3522 Klasse 3
Technical installation situation	Suitable for Scandinavian locks with high security requirements in combination with the IZ37.SEC for 4-fold screw fastening on the rear side
Included components	Cylinder lock with tail bar

Ordering


M.[System].AI.AZ37.SEC.[Finish].[Option]

FPS outside cylinder 5-pin, 37 mm diameter, nickel finish, with TAF: M.FPS5.AI.AZ37.SEC.NI.TAF-A

FPS inside cylinder | IZ37.SEC



Application examples



Security in the High North

This cylinder is ideal for the inner side of external doors with Scandinavian locks. Maximum security is guaranteed.

Product description

The FPS inside cylinder IZ37.SEC is suitable for use on the inside of the door. It is equipped with horizontal cam bar for mortise locks, fits a hole pattern larger than

40 mm and is fastened with pull-throughhole screws. As an example, they can be used in Scandinavian mortise locks.

Technical information

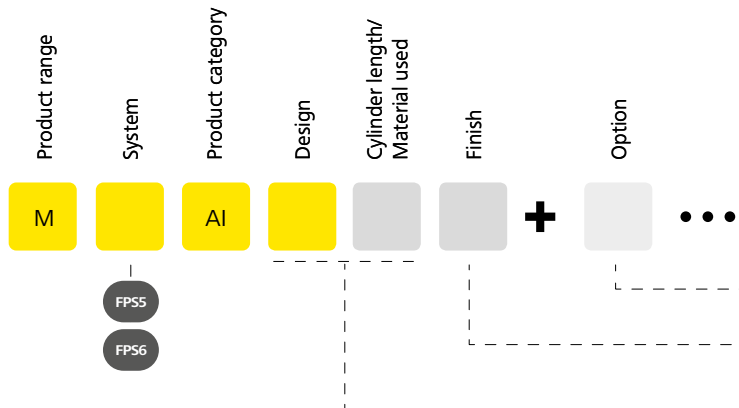
System	FPS5 – Functional Profile System 5 pin FPS6 – Functional Profile System 6 pin
Finish	NI – Nickel MS – Brass NP – Polished Nickel NPV – Nickel fully polished MP – Polished brass MPV – Brass fully polished ML – Brass lacquered CR – Chrome CP – Polished Chrome CPV – Chrome fully polished PS – Patinated black PB – Patinated brown
Optional usage feature	VAR – VARIO
Accessories	Spray FinLube
Security features	Pin tumbler system cylinder with 5 or 6 active, spring-loaded locking elements Features in the cylinder protect against covert opening methods hardened steel elements for drilling protection
Technical installation situation	Suitable for Scandinavian locks in combination with AZ37.SEC for 4-fold screw connections on the rear
Included components	Cylinder lock with cylinder cover and cover plate screws

Ordering

M.[System].AI.IZ37.SEC.[Finish].[Option]

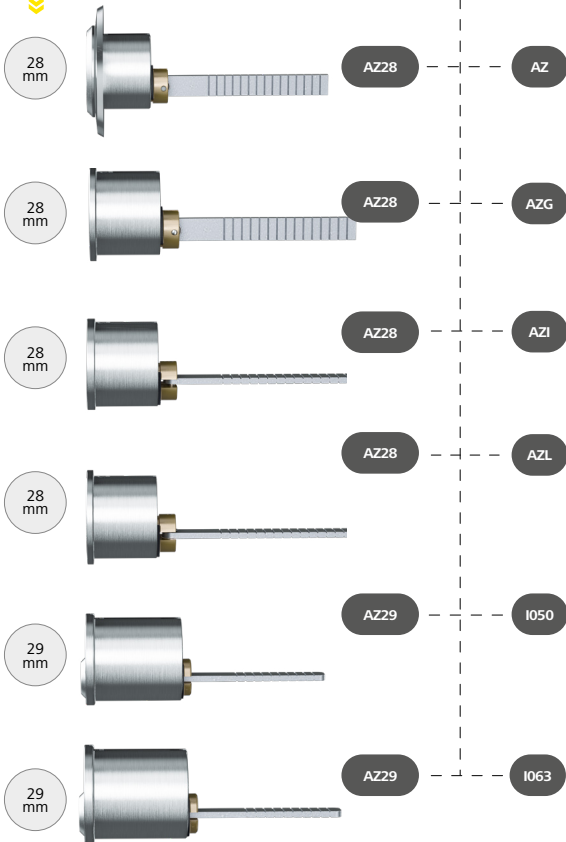
FPS Inside cylinder 5-pin, diameter 37 mm, nickel finish, with VARIO re-coding function option: M.FPS5.AI.IZ37.SEC.NI.VAR

FPS Outside/Inside cylinder | Versions





Hole pattern
 <<


Cylinder for surface mounted locks



Ensure that the tail bar is correctly aligned

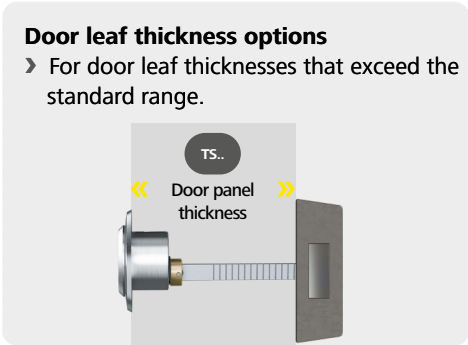
Tail bar width 5 mm, height 3 mm

-  Horizontal
-  Vertical



Door leaf thickness options

› For door leaf thicknesses that exceed the standard range.



- TS56 ›› For a door panel thickness of 47–56 mm
- TS66 ›› For a door panel thickness of 57–66 mm
- TS76 ›› For a door panel thickness of 67–76 mm
- TS86 ›› For a door panel thickness of 77–86 mm

Hole pattern

Cylinder for door locks

25 mm



for lattice door

AZ25

FP

30 mm



for mortise screw-in cylinder lock

AZ30RM

- 22
- 25
- 29
- 39
- 47
- 57
- 67

40 mm



for Scand. locks

AZ37

SEC

40 mm



for Scand. locks

IZ37

SEC

- NI ›› Nickel (standard)
- MS ›› Brass
- NP ›› Polished nickel
- NPV ›› Nickel fully polished
- MP ›› Polished brass lacquered
- MPV ›› Brass fully polished
- ML ›› Brass lacquered
- CR ›› Chrome
- CP ›› Polished chrome
- CPV ›› Chrome fully polished
- PS ›› Patinated black
- PB ›› Patinated brown

FPS Outside/Inside Cylinder | Options & Accessories

Illustrations and ordering examples are shown in deviating systems.



OSN – Without cam

No cam or locking cam is mounted on the cylinder.

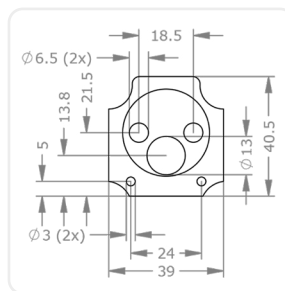
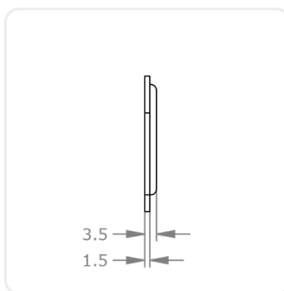
Product code	OSN
Ordering example for option	M.[System].HB.MB19.23.NI.OSN



APA – Fixing plate ABUS®

Screw-on plate APA for fastening outside cylinders to the outside of the door.

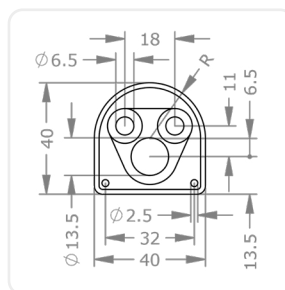
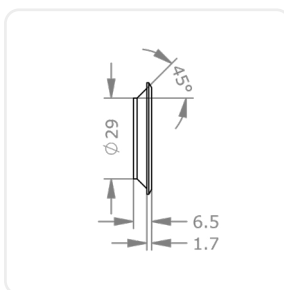
Product code	APA
Ordering example for option	M.[System].AI.AZ28.AZI.NI.APA
Ordering example for accessories	M.ZU.APA



API63 – Fixing plate IKON® 4063

Screw-on plate API63 for fastening outside cylinders to the door.

Product code	API63
Ordering example for option	M.[System].AI.AZ29.I063.NI.API63
Ordering example for accessories	M.ZU.API63





FIN[...] – Spray FinLube

Multi-purpose spray to clean, lubricate and protect.

Variants	0088002458 – Finlube 100ml 0088002431 – Finlube 300ml 0088002423 – Finlube 500ml
Product code	M.TE[0088002458, 0088002431, 0088002423]
Ordering example for accessories	M.TE.0088002431



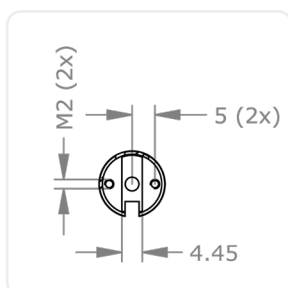
Sample illustration



GLIP – For LIPS® cam

The plug end is prepared for installation of a LIPS® cam on mortise cylinders.

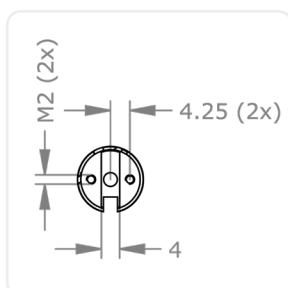
Product code	GLIP
Ordering example for option	M.[System].AI.AZ30RM.22.NI.GLIP



GMON – For Monarch® cam

The plug end is prepared for installation of a Monarch® cam on mortise cylinders.

Product code	GMON
Ordering example for option	M.[System].AI.AZ30RM.22.NI.GMON



FPS Outside/Inside Cylinder | Options & Accessories

Illustrations and ordering examples are shown in deviating systems.



GWB6 – 1 thread M6

Instead of the standard M5 threaded bore, the outside cylinder is designed with the M6 threaded bore.

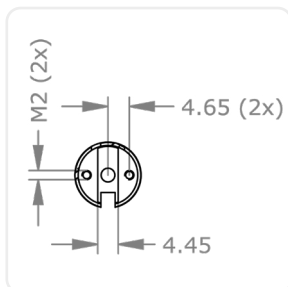
Product code	GWB6
Ordering example for option	M.[System].AI.AZ28.AZI.NI.GWB6



GYAL – For Yale® cam

The plug end is prepared for installation of a Yale® cam on mortise cylinders.

Product code	GYAL
Ordering example for option	M.[System].AI.AZ30RM.22.NI.GYAL



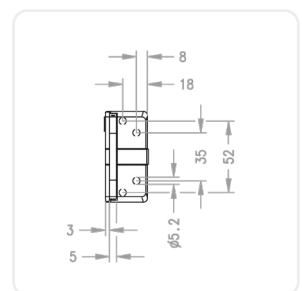
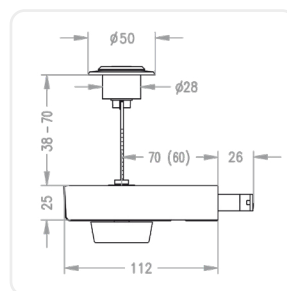
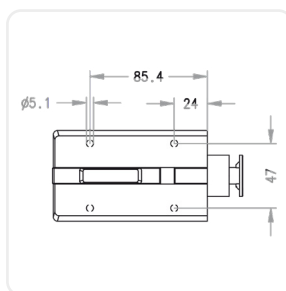
K900[...] – Security rim lock K900

This supplementary security lock increases the security of every entrance door. Suitable for inward opening left and right solid leaf doors. It can be operated from the outside with a key.

Variants	K900SI – Rim lock K900 Silver K900G0 – Rim lock K900 Gold K900BZ – Rim lock K900 Bronze K900WS – Rim lock K900 White
Technical specifications	Integrated telescopic door catcher for gap opening Red-green function display for open/gap opening/locked turning olive on the inside 2-turn 70 mm backset fastening material for wooden and metal frames for door thickness 38–70 mm rebate thickness 24 mm
Included components	Supplementary security lock with lock case Base plates: 4 x 1 mm, 2 x 5 mm, 1 x 10 mm Fasteners
Product code	K900SI, K900G0, K900BZ, K900WS
Ordering example for option	M.[System].AI.AZ28.AZ.NI.K900SI
Ordering example for accessories	M.ZU.K900SI



K900SI





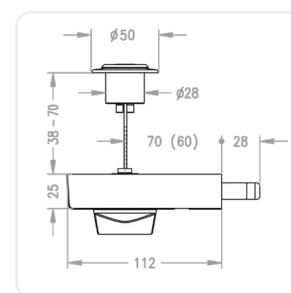
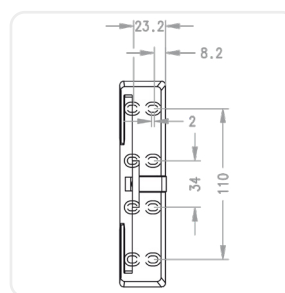
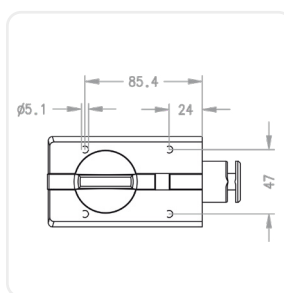
K9000[...] – Security rim lock K9000

This supplementary security lock increases the security of every entrance door. Suitable for inward opening left and right solid leaf doors. It can be operated from the outside with a key.

Variants	K9000SI – Rim lock K9000 Aluminium K9000G0 – Rim lock K9000 Gold K9000BZ – Rim lock K9000 Bronze K9000WS – Rim lock K9000 White
Technical specifications	Integrated telescopic door catcher for wide opening Red-green function display, green = open, red/green = gap opening, red = locked opening on the inside by turning olive 2-turn 70 mm backset fastening material for wood and metal frames door thickness for 38–70 mm rebate thickness 24 mm
Included components	Supplementary security lock with lock case Base plates: 4 x 1 mm, 2 x 5 mm, 1 x 10 mm Fasteners
Product code	K9000SI, K9000G0, K9000BZ, K9000WS
Ordering example for option	M.[System].AI.AZ28.AZ.NI.K9000SI
Ordering example for accessories	M.ZU.K9000SI



K9000WS



Keys

Profile cylinder

Padlocks

Cam lock

Outside & inside cylinder

FPS Outside/Inside Cylinder | Options & Accessories

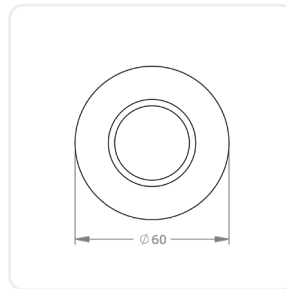
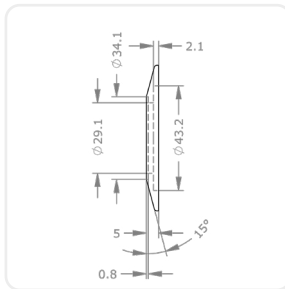
Illustrations and ordering examples are shown in deviating systems.



R060 – Escutcheon 60 mm

Cylinder escutcheon with 60 mm outer diameter, 29 mm inner diameter.

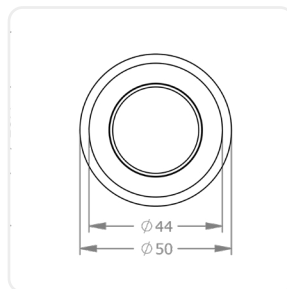
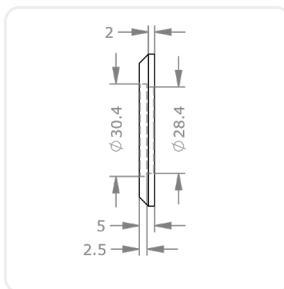
Product code	R060
Ordering example for option	M.[System].AI.AZ28.AZ.NI.R060
Ordering example for accessories	M.ZU.R060



R0A – Escutcheon ABUS®

Cylinder escutcheon for outside cylinder in combination with APA fixing plate ABUS®, outer diameter 50 mm, inner diameter 28 mm.

Product code	R0A
Ordering example for option	M.[System].AI.AZ28.AZI.NI.R0A
Ordering example for accessories	M.ZU.R0A

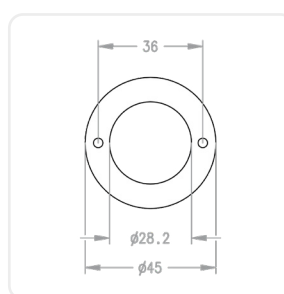
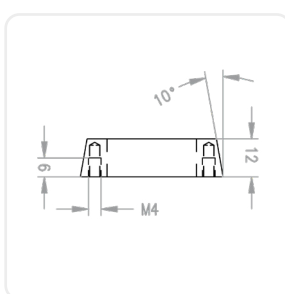




R0GT – Escutcheon for glass doors for push cylinders

Suitable for use in combination with a push cylinder in display cabinet doors or glass sliding doors, conical outer diameter of 44.5 to 40.5 mm.

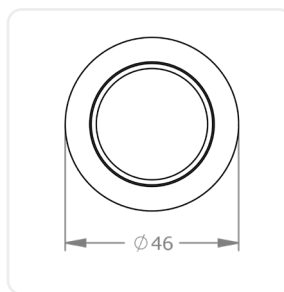
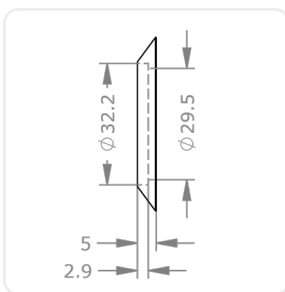
Technical specifications	Basic material nickel plated brass fixing at the rear with 2 M4 holes
Product code	R0GT
Ordering example for option	M.[System].MZ.DRZ28.26.NI.R0GT
Ordering example for accessories	M.ZU.R0GT



R0I – Escutcheon IKON®

Cylinder escutcheon for outside cylinder in combination with Ikon® fixing plate, outer diameter 46 mm, inner diameter 29 mm.

Product code	R0I
Ordering example for option	M.[System].AI.AZ29.I063.NI.R0I
Ordering example for accessories	M.ZU.R0I



FPS Outside/Inside Cylinder | Options & Accessories

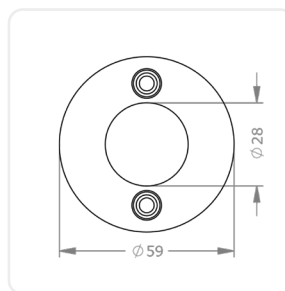
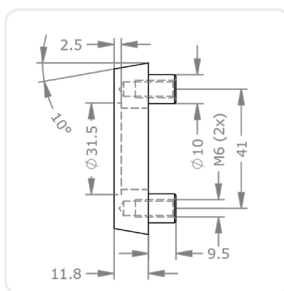
Illustrations and ordering examples are shown in deviating systems.



ROSKG – Escutcheon SKG

Cylinder escutcheon for outside cylinders of supplementary locks for use in SKG-tested doors, outside diameter 59 mm, inside diameter 28 mm.

Product code	ROSKG
Ordering example for option	M.[System].AI.AZ28.AZI.NI.SKG-A.ROSKG
Ordering example for accessories	M.ZU.ROSKG



SPV – Twisted tail bar

The tail bar is rotated 90°.

Product code	SPV
Ordering example for option	M.[System].AI.AZ28.AZ.NI.SPv



VAR – VARIO

If you need to immediately restore security. If keys have been lost or stolen, VARIO-B keys are capable of reconfiguring the cylinder lock once so that lost or stolen keys are no longer operational.

Product code	VAR
Ordering example for option	M.[System].PZ.DZ-S.31/31.NI.VAR



Sample illustration

Keys

Profile cylinder

Padlocks

Cam lock

Outside & inside
cylinder



Furniture cylinders



A wide variety of possible uses:
Push cylinder available to directly lock sliding doors.



Suitable for furniture locks:
Furniture cylinders suited to common furniture lock types.



Can be delivered together:
Furniture cylinders together with EVVA furniture locks.

Keys

Profile cylinder

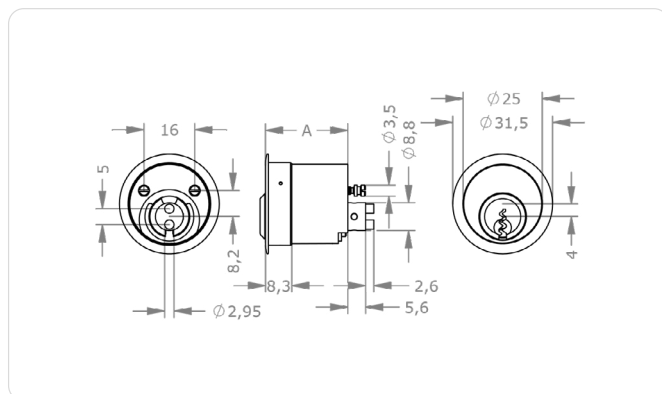

Padlocks

Cam lock

Outside & inside cylinder

Furniture cylinder

FPS furniture cylinder from EVVA | MR25



Product description

The FPS furniture cylinder MR25 from EVVA is suitable for use in furniture doors and drawers. On the rear without cam bar, depending on the lock case used. Suitable for a hole pattern larger than

25 mm. Usually fastened in the lock with 2 screws on the back. Application examples are furniture locks from the UNI4000 and UNI4540 series.

Technical information

System	FPS5 – Functional Profile System 5 pin FPS6 – Functional Profile System 6 pin
Cylinder length on the outside A in mm	26 ¹ 31 36 41
Finish	NI – Nickel MS – Brass NP – Polished Nickel NPV – Nickel fully polished MP – Polished brass MPV – Brass fully polished ML – Brass lacquered CR – Chrome CP – Polished Chrome CPV – Chrome fully polished PS – Patinated black PB – Patinated brown
Optional technical installation feature	ERK[...] – Furniture lock ERK GKMR – Door knob 38 mm for furniture doors UL – For furniture lock UNI4000 drawer UT – For furniture lock UNI4000 door
Accessories	Spray FinLube Door knob 38 mm for glass and furniture doors
Security features	Pin tumbler system cylinder with 5 or 6 active, spring-loaded locking elements
Technical installation situation	For installation in furniture locks
Included components	Furniture cylinder with escutcheon, designed for MAR lock case

Application examples



Perfectly stored

Combined with a furniture lock, this furniture cylinder is a reliable guardian of office cabinets.

Everything under control


The GKMR option turns the cylinder into a door knob.

Ordering

M.[System].MZ.MR25.[Outside cylinder length A in mm].[Finish].[Option]
FPS furniture cylinder 5-pin, diameter 25mm, length 31 mm, nickel finish for Universal 4000 drawer: M.FPS5.MZ.MR25.31.NI.UL

¹ FPS5 only

FPS furniture cylinder from EVVA | MR28



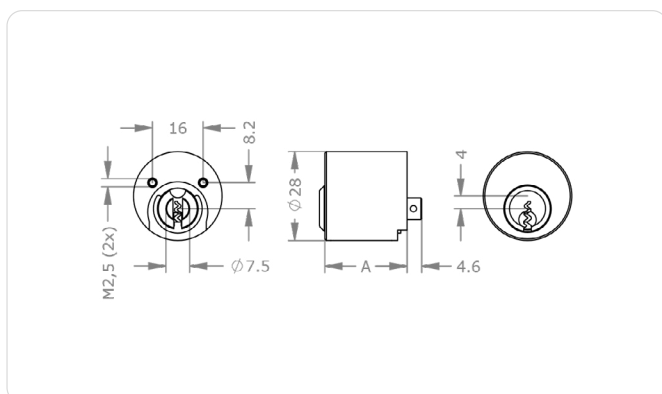
Product description

The FPS furniture cylinder MR28 from EVVA is suitable for use in furniture doors and drawers. On the rear without cam bar, depending on the lock case used. Fits hole pattern larger than 28 mm.

Usually fastened in the lock with 2 screws on the back. Application examples are furniture locks.

Technical information

System	FPS5 – Functional Profile System 5 pin FPS6 – Functional Profile System 6 pin
Cylinder length on the outside A in mm	26 ¹ 31 36 41
Finish	NI – Nickel MS – Brass NP – Polished Nickel NPV – Nickel fully polished MP – Polished brass MPV – Brass fully polished ML – Brass lacquered CR – Chrome CP – Polished Chrome CPV – Chrome fully polished PS – Patinated black PB – Patinated brown
Optional technical installation feature	ERK[...] – Furniture lock ERK
Accessories	Spray FinLube
Security features	Pin tumbler system cylinder with 5 or 6 active, spring-loaded locking elements
Technical installation situation	For installation in furniture locks
Included components	Furniture cylinder with escutcheon, designed for MAR lock case



Application examples



Perfectly stored

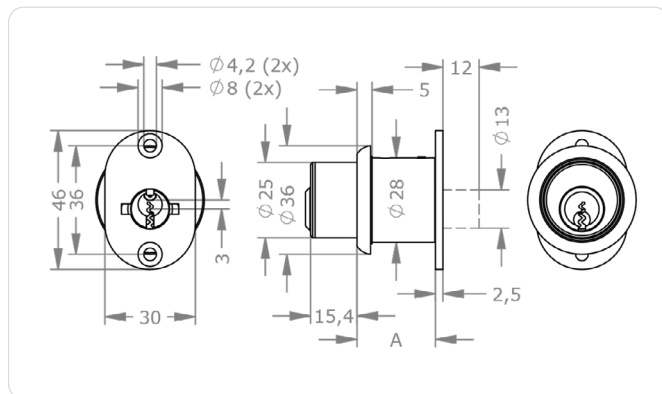
Combined with a furniture lock, this furniture cylinder is a reliable guardian of office cabinets.

Ordering

M.[System].MZ.MR28.[Outside cylinder length A in mm].[Finish].[Option]
FPS furniture cylinder 5-pin, diameter 28 mm, length 31 mm, nickel finish with MAR furniture lock: M.FPS5.MZ.MR28.31.NI.MAR

¹ FPSS only

FPS Push cylinder | DRZ28



Application examples



Push and secured

When pressed, sliding furniture doors and wall panels lock.

Product description

The FPS push cylinder DRZ28 is suitable for use in metal and wooden sliding doors. The door is locked by pressing the back of the cylinder. This requires a hole pattern

larger than 28 mm and is rear mounted using a fixing plate. Examples of applications are office furniture with sliding doors.

Technical information

System	FPS5 – Functional Profile System 5 pin FPS6 – Functional Profile System 6 pin
Cylinder length on the outside A in mm	26 ¹ 30
Finish	NI – Nickel MS – Brass NP – Polished Nickel NPV – Nickel fully polished MP – Polished brass MPV – Brass fully polished ML – Brass lacquered CR – Chrome CP – Polished Chrome CPV – Chrome fully polished PS – Patinated black PB – Patinated brown
Optional technical installation feature	KV05 – Plug end elongation 5 mm
Accessories	Spray FinLube
Security features	Pin tumbler system cylinder with 5 or 6 active, spring-loaded locking elements
Technical installation situation	For installation in furniture sliding doors
Included components	Push cylinder without fastening material

Ordering

M.[System].MZ.DRZ28.[Outside cylinder length A in mm].[Finish].[Option]

FPS push cylinder 5-pin, diameter 28 mm, length 26 mm, nickel finish, plug end extended: M.FPS5.MZ.DRZ28.26.NI.KV05

¹ FPS5 only

Keys

Profile cylinder

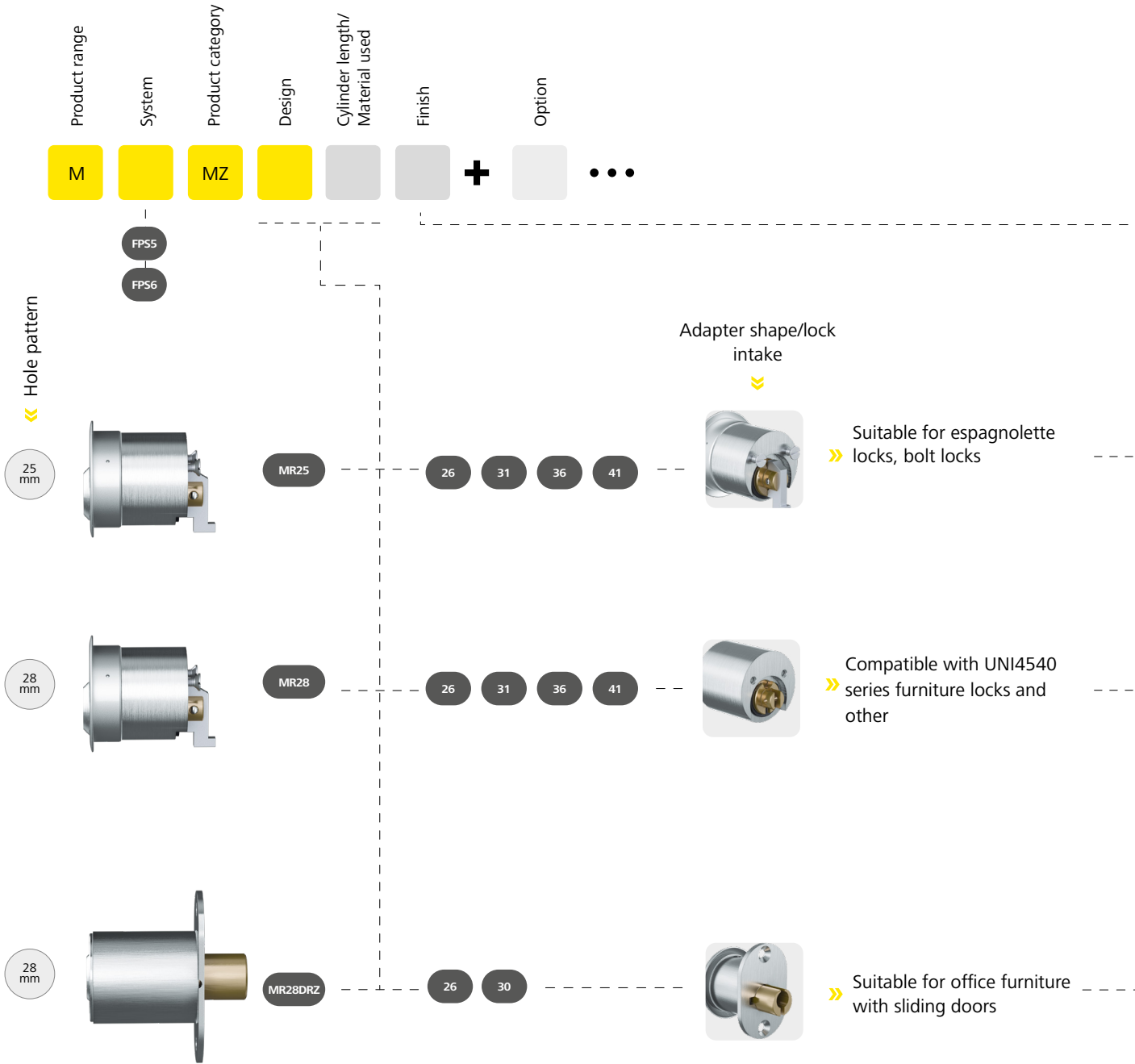
Padlocks

Cam lock

Outside & inside
cylinder













Furniture cylinder

FPS furniture cylinder | Versions



Matching accessories



- NI >>  Nickel (standard)
- MS >>  Brass
- NP >>  Polished nickel
- NPV >>  Nickel fully polished
- MP >>  Polished brass lacquered
- MPV >>  Brass fully polished
- ML >>  Brass lacquered
- CR >>  Chrome
- CP >>  Polished chrome
- CPV >>  Chrome fully polished
- PS >>  Patinated black
- PB >>  Brown patina



Suitable options/accessories
> see next page

FPS furniture cylinder | Options & Accessories

Illustrations and ordering examples are shown in deviating systems.



4000[...] – Furniture lock Universal 4000

The furniture lock Universal 4000 is suitable for use in furniture doors, cabinet doors and drawers.

Variants 4000LA – Furniture lock Universal 4000 Drawer | 4000LI – Furniture lock Universal 4000 Left | 4000RE – Furniture lock Universal 4000 Right

Technical specifications Small installation dimension of 52 x 54 mm | threefold screw connection with door or drawer | adjustable backset | nickel plated steel locking case and bolt

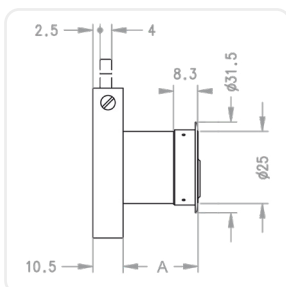
Product code 4000LA, 4000LI, 4000RE

Ordering example for option M.[System].MZ.MR25.26.NI.4000LA

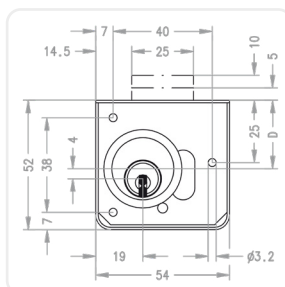
Ordering example for accessories M.ZU.4000LA



Sample illustration 4000LI



Sample illustration 4000LA



Sample illustration 4000LA



4540[...] – Furniture lock Universal 4540

The furniture lock Universal 4540 is suitable for use in tall cabinet doors that require more than one lock.

Variants 4540LI – Furniture lock Universal 4540 Left | 4540RE – Furniture lock Universal 4540 Right

Technical specifications Small installation dimensions of 61 x 65 mm | fourfold screw connection | 40 mm backset | nickel plated steel locking case and bolt | Rotating rods \varnothing 8 flattened to 7 mm | suitable for DRST200, DRST250

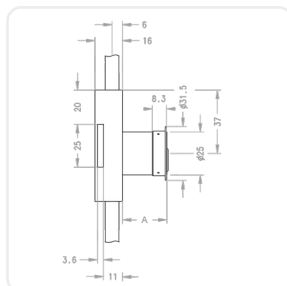
Product code 4540LI, 4540RE

Ordering example for option M.[System].MZ.MR25.26.NI.4540RE

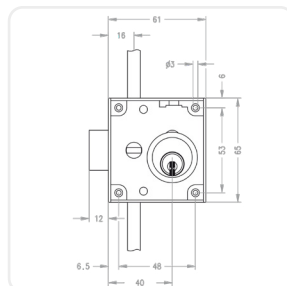
Ordering example for accessories M.ZU.4540RE



Sample illustration 4540RE



Sample illustration 4540RE



Sample illustration 4540RE



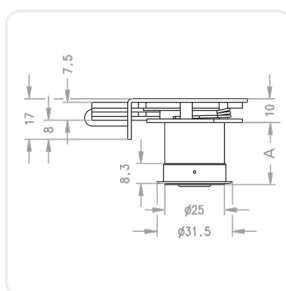
ERK[...] – Furniture lock ERK

The snap-in roller box lock is suitable for milling into roller drawers, roller shutter doors and other furniture locks.

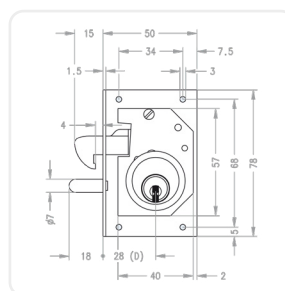
Variants	LI – Left RE – Right
Technical specifications	Galvanised steel lock case solid lock case design 7 mm guide bolts
Product code	ERK[LI, RE]
Ordering example for option	M.[System].MZ.MR25.26.NI.ERKRE
Ordering example for accessories	M.ZU.ERKRE



Sample illustration ERKRE



Sample illustration ERKRE



Sample illustration ERKRE



FIN[...] – Spray FinLube

Multi-purpose spray to clean, lubricate and protect.

Variants	0088002458 – Finlube 100ml 0088002431 – Finlube 300ml 0088002423 – Finlube 500ml
Product code	M.TE[0088002458, 0088002431, 0088002423]
Ordering example for accessories	M.TE.0088002431



Sample illustration

Keys

Profile cylinder

Padlocks

Cam lock

Outside & inside cylinder

Furniture cylinder

FPS furniture cylinder | Options & Accessories

Illustrations and ordering examples are shown in deviating systems.



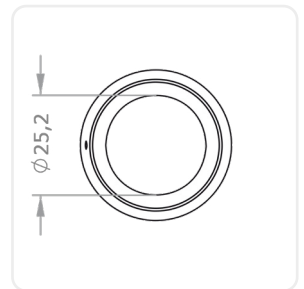
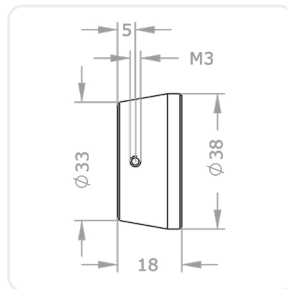
GKMR – Door knob 38 mm for furniture doors

For use in furniture doors in combination with a furniture cylinder.

Technical specifications	Height 18 mm, conical diameter 38 to 33.2 mm Fastened with M3 side holes Base material nickel plated brass
Product code	GKMR
Ordering example for option	M.[System].MZ.MR25.26.NI.GKMR
Ordering example for accessories	M.ZU.GKMR



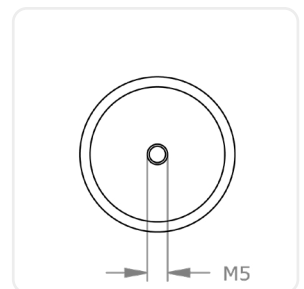
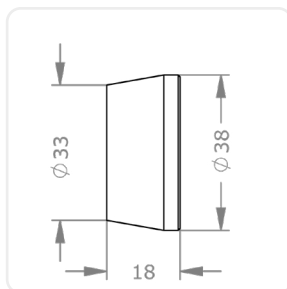
Sample illustration



GKV – Door knob 38 mm for glass and furniture doors

For use in furniture doors as a blind thumbturn without cylinder cut-out.

Technical specifications	Suitable for GKMR
Product code	GKV
Ordering example for accessories	M.ZU.GKV





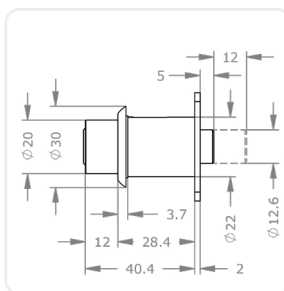
KV05 – Plug end elongation 5 mm

The plug is extended by 5 mm at the rear of the cylinder. Push cylinder for use in sliding doors with a greater offset or for thicker doors.

Product code	KV05
Ordering example for option	M.[System].MZ.DRZ22.28.NI.KV05



Sample illustration



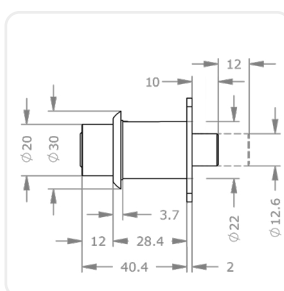
KV10 – Plug end elongation 10 mm

The plug is extended by 10 mm at the rear of the cylinder. Push cylinder for use in sliding doors with a greater offset or for thicker doors.

Product code	KV10
Ordering example for option	M.[System].MZ.DRZ22.28.NI.KV10



Sample illustration



FPS furniture cylinder | Options & Accessories

Illustrations and ordering examples are shown in deviating systems.



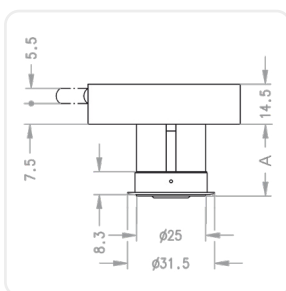
MAR[...] – Furniture Lock MAR

The stop bolt lock with 4-fold screw connection is ideal for the simple locking of drawers, locker doors and cabinets.

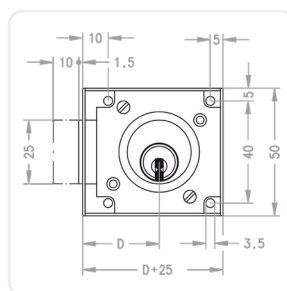
Variants	Type, backset, left/right/drawer: MAR30LI – Furniture Lock MAR Left, Backset 30 MAR35LI – Furniture Lock MAR Left, Backset 35 MAR40LI – Furniture Lock MAR Left, Backset 40 MAR45LI – Furniture Lock MAR Left, Backset 45 MAR50LI – Furniture Lock MAR Left, Backset 50 MAR60LI – Furniture Lock MAR Left, Backset 60 MAR30RE – Furniture Lock MAR Right, Backset 30 MAR35RE – Furniture Lock MAR Right, Backset 35 MAR40RE – Furniture Lock MAR Right, Backset 40 MAR45RE – Furniture Lock MAR Right, Backset 45 MAR50RE – Furniture Lock MAR Right, Backset 50 MAR60RE – Furniture Lock MAR Right, Backset 60 MAR30LA – Furniture Lock MAR Drawer, Backset 30 MAR35LA – Furniture Lock MAR Drawer, Backset 35 MAR40LA – Furniture Lock MAR Drawer, Backset 40 MAR45LA – Furniture Lock MAR Drawer, Backset 45 MAR50LA – Furniture Lock MAR Drawer, Backset 50 MAR60LA – Furniture Lock MAR Drawer, Backset 60
Technical specifications	Solid lock case design 1-turn 10 mm bolt ejection
Product code	MAR[Backset D in mm][LI,RE,LA]
Ordering example for option	M.[System].MZ.MR25.26.NI.MAR35LI
Ordering example for accessories	M.ZU.MAR35LA



Sample illustration MAR30LI



Sample illustration MAR[D]RE



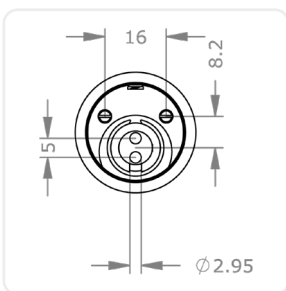
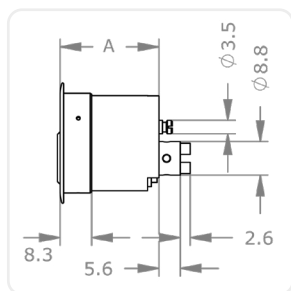
Sample illustration MAR[D]RE



UL – For furniture lock UNI4000 drawer

Cylinder version for use in the Universal 4000 furniture lock for installation in drawers.

Product code	UL
Ordering example for option	M.[System].MZ.MR25.26.NI.UL

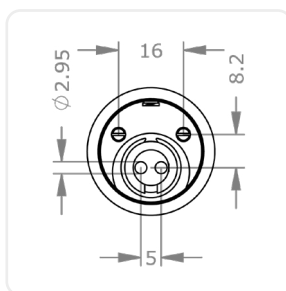
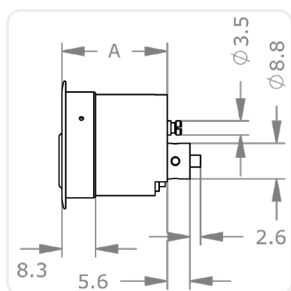




UT – For furniture lock UNI4000 door

Cylinder version for use in the Universal 4000 furniture lock for door installation.

Product code	UT
Ordering example for option	M.[System].MZ.MR25.26.NI.UT



Keys

Profile cylinder

Padlocks

Cam lock

Outside & inside cylinder

Furniture cylinder




Switch and switching cylinder



Turn on, turn off

A range of suitable cylinder types for operation of electronic switching devices, suitable for a wide variety of installation situations.



One switch, many states

Individually configurable locking directions allow control via multiple switching positions.



Everything under control

Integrated into master key systems and in central switch devices, they make a significant contribution to building security.

Keys

Profile cylinder

Padlocks

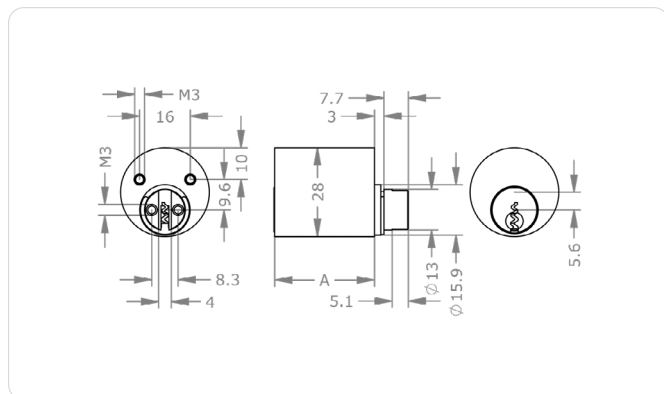

Cam lock

Outside & inside cylinder

Furniture cylinder

Switch & switching cylinder

FPS Lift cylinder | MR28AFZ



Product description

The FPS lift cylinder MR28AFZ is suitable for use in various lift control systems. It is equipped without a cam bar on the rear, fits a hole pattern larger than 28 mm and is rear mounted with two screws. Application

examples are lift systems and escalators.

Technical information

System	FPS5 – Functional Profile System 5 pin FPS6 – Functional Profile System 6 pin
Cylinder length on the outside A in mm	26 ¹ 31
Finish	NI – Nickel MS – Brass NP – Polished Nickel NPV – Nickel fully polished MP – Polished brass MPV – Brass fully polished ML – Brass lacquered CR – Chrome CP – Polished Chrome CPV – Chrome fully polished PS – Patinated black PB – Patinated brown
Accessories	Spray FinLube
Security features	Pin tumbler system cylinder with 5 or 6 active, spring-loaded locking elements
Technical installation situation	For use in lifts or lift controls with a hole pattern larger than 28 mm
Included components	Lift cylinder without cam bar

Application examples



Securely up and down

This cylinder is suitable e.g. for installation in escalator control function circuits.

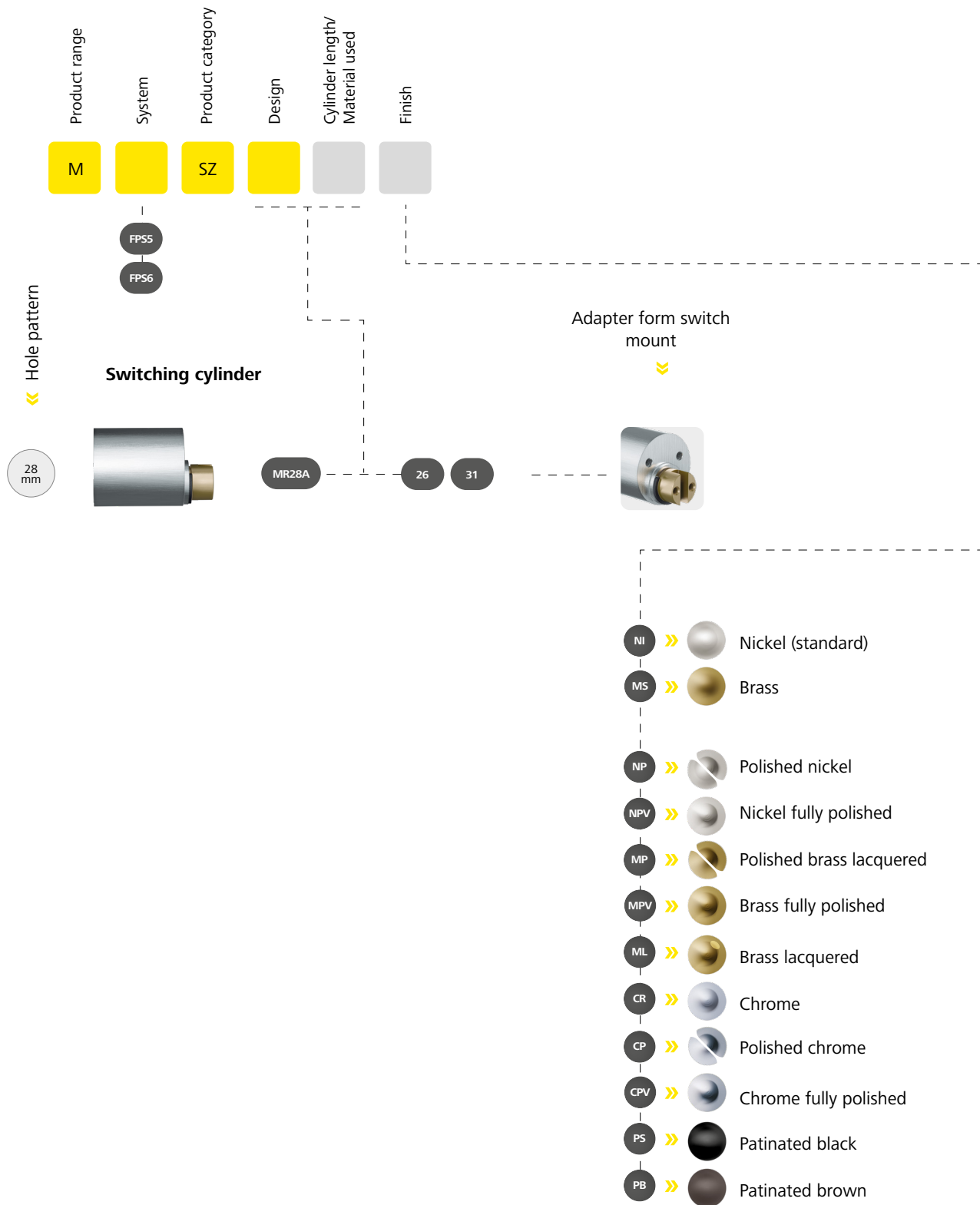
Ordering

M.[System].SZ.MR28A.[Outside cylinder length A in mm].[Finish].[Option]

FPS Lift cylinder 5-pin, diameter 28 mm, length 26 mm, nickel finish:
M.FPS5.SZ.MR28A.26.NI

¹ FPS5 only

FPS Switch & switching cylinder | Versions





Insert cylinder



Padlock integrated

Padlocks with Snowman profile can be integrated into master key systems with the HZ-S. SNOW padlock insert cylinder.



Garden gate integrated

Garden gates with a CISA® lock can be integrated into master key systems by using a HZ-S.EK insert cylinder.

Keys

Profile cylinder

Padlocks

Cam lock


Outside & inside cylinder

Furniture cylinder

Switch & switching cylinder

Insert cylinder

FPS Padlock insert | PZE.SNOW



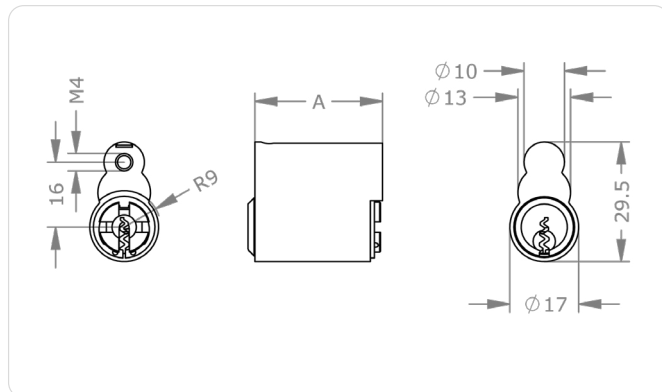
Product description

The FPS padlock insert HZ.SNOW is suitable for use in a wide variety of Scandinavian padlocks with "Snowman" cylinder recess. Without a cam bar on the rear, the cylinder is

secured through the rear hole in the body, according to the padlock used.

Technical information

System	FPS5 – Functional Profile System 5 pin FPS6 – Functional Profile System 6 pin
Finish	NI – Nickel MS – Brass NP – Polished Nickel NPV – Nickel fully polished MP – Polished brass MPV – Brass fully polished ML – Brass lacquered CR – Chrome CP – Polished Chrome CPV – Chrome fully polished PS – Patinated black PB – Patinated brown
Optional usage feature	VAR – VARIO
Accessories	Spray FinLube
Cylinder length on the outside A in mm	FPS5: 31 FPS6: 36
Security features	Pin tumbler system cylinder with 5 or 6 active, spring-loaded locking elements
Technical installation situation	Cylinder insert provided in padlock bodies, designed with a "Snowman" cylinder recess
Included components	Insert cylinder without fixing material



Application examples



Cellar room

The insert cylinder is designed for installation in Scandinavian padlock bodies.



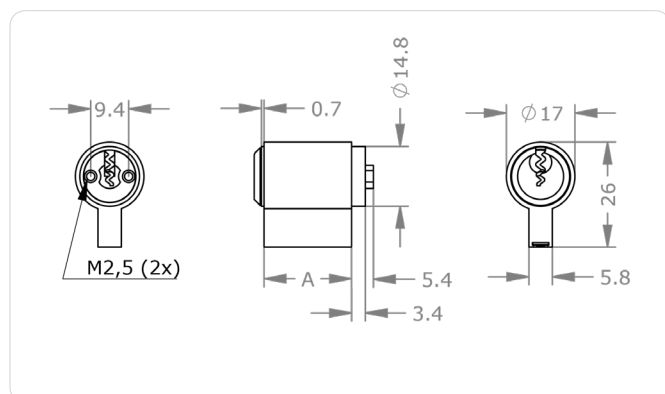

Barriers

Highly suitable for protection against the unauthorised opening and closing of barriers.

Ordering

M.[System].EZ.PZE.SNOW.[Surface].[Option]
FPS 5-pin insert cylinder for installation in padlock bodies, designed for "Snowman", nickel finish, with re-coding function: M.FPS5.EZ.PZE.SNOW.NI.VAR

FPS Insert cylinder | PZE.EK



Application examples



Garden gate

Insert cylinder for "Elektrika" electronic garden door strike.

Product description

The FPS insert cylinder HZ.EK is suitable for use in conventional CISA® electric locks. It is equipped with a cam bar mounted on the rear side and holes in the plug. Suitable for a hole pattern larger than 17

mm diameter and for a 6 mm wide bar recess in the electric lock. Fastening takes place in the lock case.

Technical information

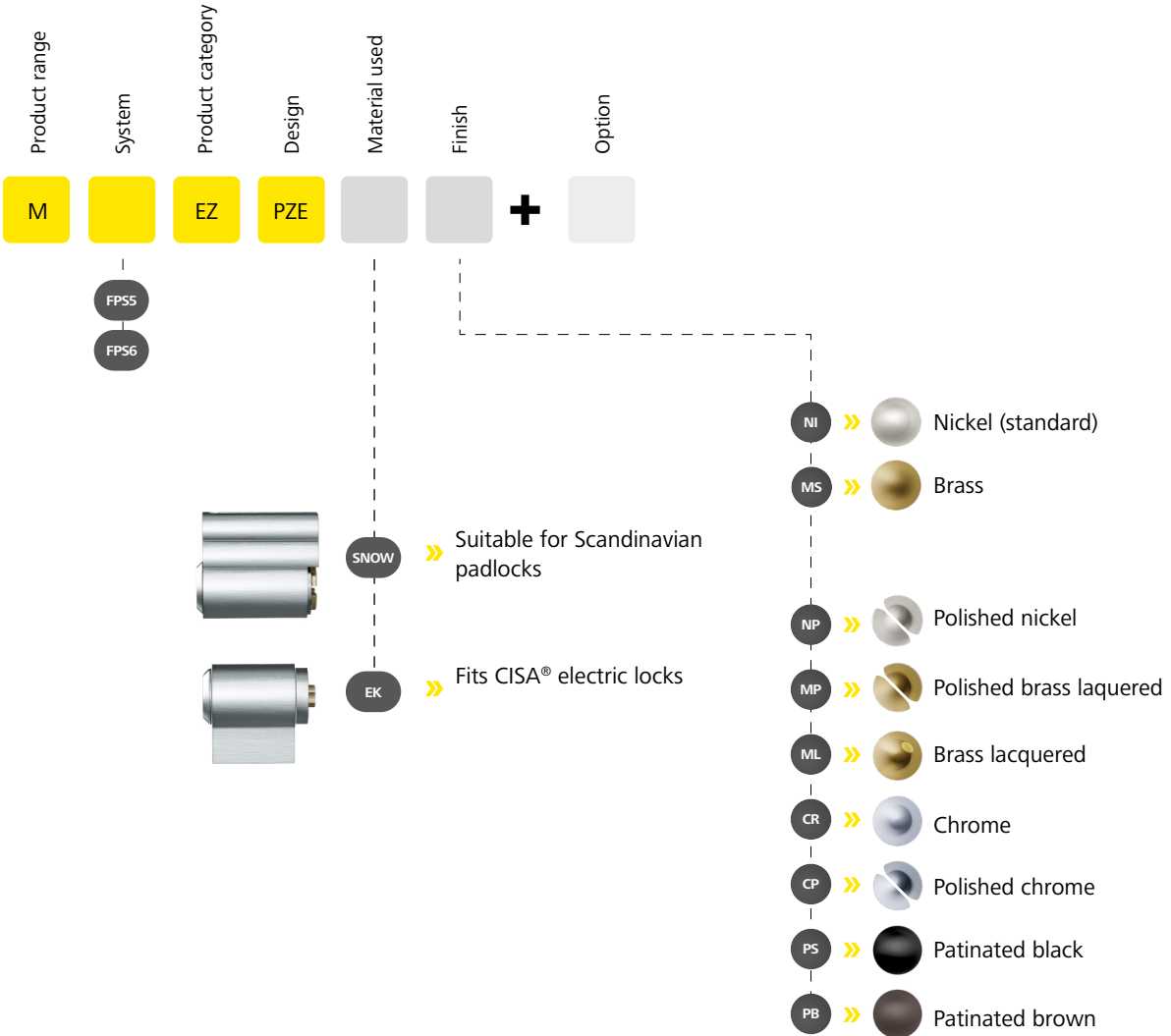
System	FPS5 – Functional Profile System 5 pin FPS6 – Functional Profile System 6 pin
Finish	NI – Nickel MS – Brass NP – Polished Nickel NPV – Nickel fully polished MP – Polished brass MPV – Brass fully polished ML – Brass lacquered CR – Chrome CP – Polished Chrome CPV – Chrome fully polished PS – Patinated black PB – Patinated brown
Optional usage feature	VAR – VARIO
Accessories	Spray FinLube
Cylinder length on the outside A in mm	FPS5: 22 FPS6: 27
Security features	Pin tumbler system cylinder with 5 or 6 active, spring-loaded locking elements
Technical installation	Insert cylinder for the inner side of the situation "Elektrika" garden door strike.
Included components	Insert cylinder without fixing material

Ordering

M.[System].EZ.PZE.EK.[Surface].[Option]

FPS 5-pin insert cylinder for the inner side of the garden door strike "Elektrika", nickel finish, with re-coding function:
M.FPS5.EZ.PZE.EK.NI.VAR

FPS insert cylinder | Versions



FPS Insert cylinder | Options & Accessories

Illustrations and ordering examples are shown in deviating systems.




FIN[...] – Spray FinLube

Multi-purpose spray to clean, lubricate and protect.

Variants	0088002458 – Finlube 100ml 0088002431 – Finlube 300ml 0088002423 – Finlube 500ml
Product code	M.TE[0088002458, 0088002431, 0088002423]
Ordering example for accessories	M.TE.0088002431



Sample illustration



VAR – VARIO

If you need to immediately restore security. If keys have been lost or stolen, VARIO-B keys are capable of reconfiguring the cylinder lock once so that lost or stolen keys are no longer operational.

Product code	VAR
Ordering example for option	M.[System].PZ.DZ-S.31/31.NI.VAR



Sample illustration

FPS | Implementation

01

Page
140

Support


Customer requests, support tools,
system selection, quick test

02

Page
142

Planning

Project planning, project planning
tools, prices, standards



03


Page
150

Setup
Ordering, delivery times, system setup

04

Page
152

Handover & Operation
Documentation, training, support &
warranty, maintenance & updates



Support | Parameters, tips and tools



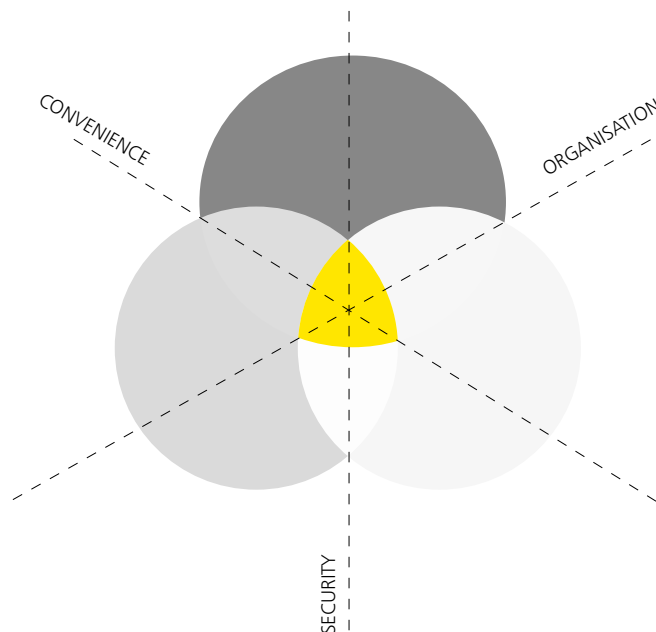
Comprehensive and responsible support is particularly important with regard to security.

For this reason, we at EVVA support our partners with our comprehensive expertise. Firstly, in dedicated training sessions. Secondly, by joining forces with our partners throughout support and planning.

Every access situation is unique

This is also true for security technology. Most of all, it is important to identify the main tasks and the requirements that must be complied with at an early stage.

Ideal security planning always takes into account three central aspects **Convenience, organisation and security**. This makes individual and efficient solutions possible.



Security

Above all, security requirements depend on the type and structure of the property. Different building areas often have different protection levels with different lock and security technology. to protect persons, tangible assets and intangible assets (personal data).

Organisation

Organisational requirements define how flexible the security technology must be in ongoing operation. The objective is to support and simplify the entire administration.

Convenience

The convenience requirements of user groups (employees, customers, external companies, etc.) significantly influence the choice of security technology. Users differ in their behaviour, trustworthiness, usage patterns and length of stay.

Important issues

What is ideal for one building may be inadequate for another. Even in individual areas within the same facilities there are often different requirements.

Maximum security is

paramount for sensitive areas, in other areas convenience and simple system operation are in the focus.

Mechanical or electronic solution?

Each facility has different requirements regarding the locking systems that secure it. Purely mechanical or electronic systems may be perfect to suit your needs. Usually, it's a combination of both, making facilities efficient, convenient and secure.

Complete the quick test [»Next page](#)



Wide range of promotional materials

[» EVVA promotional material catalogue](#)



Specialist training sessions

[» EVVA training folder](#)



Visit EVVA

[» EVVA showroom](#)

Planning | the right locking system

You can only choose the right system once you know your customers' demands. For this purpose, check how the system performance matches customer requirements.

This quick test will help you make a decision regarding the appropriate or main system to focus on during planning. Just add up the points for the corresponding statements and check your results on the following page.



1 Convenience is important to me
 Reversible keys simplify key insertion. For every user - every time.
 10 points



5 I lock everywhere
 A single key that can lock everything from the entrance gate to the filing cabinet. The wide range of EVVA products makes it possible.
 10 points



9 Full control
 The EVVA security card gives the owner control over repeat orders and system changes.
 5 points



2 Copy-proof keys
 Unauthorised duplication of keys must be precluded.
 20 points



6 Organisation is paramount.
 Apart from the numerous cylinder types, special versions and options make a customised installation possible.
 5 points




10 True greatness
 Not only large master key systems must be feasible - it must also be possible to map special organisational authorisations, e.g. for building technicians.
 10 points



3 Dirt & Weather
 Wind and weather, harsh working environments - the locking system must be able to cope. Robustness and durability are a must.
 10 points



7 Mechanical - inflexible?
 Thanks to the modular design, cylinders can be adapted again and again to new installation situations - all parts at the ready in a single carrying case.
 5 points



11 Investment secured
 A 20-year after-sales service for the master key system safeguards the investment costs.
 10 points




4 Tough for burglars to crack
 Cylinder locks must be equipped with as many protective features as possible to withstand burglary attacks.
 10 points



8 Recognised security
 Valid certifications and approvals provide legal certainty.
 5 points

- Security -----
- Product range -----
- Convenience -----
- Cylinder service life -----
- Complex system -----



FPS system
 >> 0–20 points

The FPS basic system has a wide range of cylinder types and options and is suitable for well-structured master key systems.

EPS system
 >> 21–40 points

The high-end EPS pin tumbler system includes a vast range of cylinder types. It is also available as a modular system.

ICS System
 >> 41–60 points



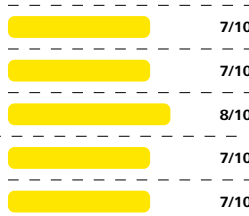
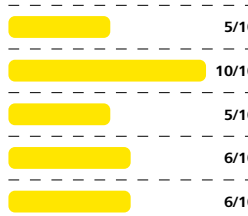



The ICS is a modern locking system with a robust reversible key and high-quality protection devices.

4KS System
 >> 61–80 points

Extremely large master key systems can be created with 4KS. It is robust like no other, modular and has reversible keys.

MCS system
 >> 81–100 points

MCS demonstrates its technical excellence with its copy proof keys. When security is not negotiable.




Planning | Creating lock charts


Solid planning of the access areas and groups of persons with access authorisation simplifies implementation and a subsequent expansion. With good advance planning, it is easy to add authorisations or integrate additional cylinder locks into the master key system at a later date, e.g. when extending a building.

1. Project dimensions

An "indicative offer" can be created quickly based on the number of cylinder locks and keys required.



Access situations
 e.g. doors, furniture locks and barrier systems



Users
 Employees and others
 Authorised



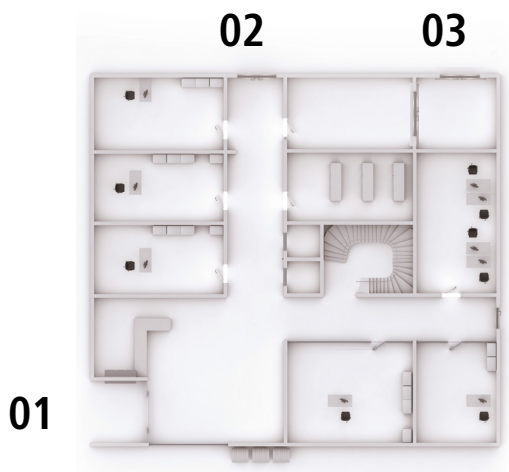
Many customers do not know that devices, furniture or electrical systems can also be integrated into the master key system!

Note the numerous options with which the functions and areas of application of cylinder locks can be expanded.

Sometimes temporary structures are needed during the construction of new buildings. If necessary, ask your EVVA consultant.

2. Doors and security areas

Assign designations to doors and the areas behind the doors using floor plans. Floor plans available on site make work easier.



The checklist can be used to quickly determine the exact cylinder lock requirements of the property.



3. Authorisation groups

Once an order has been placed, the authorisation groups are defined for the lock chart.



Authorisation groups are groups of persons with similar or identical authorisation profiles. A small number of authorisation groups simplify planning, administration and extensions. For example:

A - Management
all areas

B - Production staff
Entrances and exits, production rooms, warehouse


C - Office staff
Entrances and exits, offices, archive

D - Supplier
Warehouse entrance

4. Creating lock charts

Authorisation groups are assigned to doors and security areas in the lock chart.

		A × - Management	B × - Produktionsarbeiter	C × - Büroangestellte	D × - Lieferant
01 - Haupteingang	1 × M.ICS.PZ.DZ-S.31/36.NI	X	X	X	
02 - Nebeneingang	1 × M.ICS.PZ.DZ-S.31/36.NI	X	X	X	
03 - Lagereingang	1 × M.ICS.PZ.DZ-S.36/36.NI	X	X		X




For complex master key systems EVVA supports you with a lock chart check. Beforehand, the implementation possibilities and customer wishes in the required system can be checked here. Always try to keep the number of authorisation groups as small as possible. This brings the advantage of a clearly understandable authorisation structure that is easy to read in the lock chart.

We recommend using the EVVA planning and ordering software Access Designer to create and transmit large master key systems.

Planning | Standards

Standards play an important role in security technology. They create legal certainty, application guidance and provide a framework of what is permitted/possible. If the respective locking situation/door

situation is known, it is easy to determine which requirements exist with regard to fire and smoke protection, burglar resistance and emergency exit locks.



Compliant in no time.

EVVA supports its partners with planning expertise and relevant training.

» More information on this can be found in the current price list.



EN 1303 Mechanical cylinder locks

This standard classifies the attack resistance and locking security of cylinder locks, etc. Compliance with the corresponding security class permits use in burglary-resistant doors in accordance with EN 1627:

EVVA cylinder locks are excellent, which can be recognised by the classification code: e.g. 160B0C6D

- 1 = Usage class
- 6 = Durability testing for 100,000 test cycles
- B = Fire resistance
- C = Corrosion resistance and temperature cl.
- 6 = Highest level of locking security
- D = Highest level attack resistance

Product example:
 » Double cylinder DZ



Fire resistance

EVVA mechanical cylinder locks are tested for 90 minutes fire resistance. This also makes them suitable for use in fire and smoke protection doors.

- Product examples:
- » Fire section doors EI₂ 90-C₅: in this case, a cylinder lock for a 90 minute fire resistance must be installed.
 - » Double cylinder DZ




EN 1125 + EN 179 Emergency exits

In compliance with these European standards for panic and escape route closures, components must always be tested for compatibility together.

Product examples:

- Double cylinder DZ
- FZG free-wheel key with panic function



ÖNORM B 5351 Security classes

This Austrian standard defines the resistance classes of cylinder locks with Wz1 (-BZ) to Wz6 (-BZ). According to ÖNORM B 5338, this achieved security class allows use in a burglary-resistant door with the corresponding resistance classes Wk1 to Wk6.

Product example:

- Double cylinder DZ



VdS Association VdS BZ(+)/VdS***

The German independent association VdS produces security and fire protection guidelines containing stringent requirements which are an enhancement of EN 1303, DIN 18252 and other standards.

Class BZ(+)

These cylinder locks with pulling protection offer medium-level security against burglary and high-level security against attempted unlocking and are recognised for use in switch devices for burglary alarm systems. Due to the integrated pull protection, they can be used in combination with burglar-resistant doorplates that do not have pull protection (class B or higher).

Product example:

- Double cylinder M.FPS.PZ.DZ with VdS option



**Institut SKG
 SKG*****

This national Dutch regulation specifies the marking of burglary-resistant building products for installation in burglary-resistant doors. SKG*** is the highest classification of burglary-resistant cylinders.

Product example:

- Thumbturn cylinder M.FPS.PZ.KZ with SKG option



**UK Standard Institute
 BSI*****

This British institute determines the marking of burglary-resistant building products for installation in burglary-resistant doors. BSI*** is the highest classification of burglary-resistant cylinders.

Product examples:

- Double cylinder DZ with BSI option
- Double cylinder DZ with anti-snap option






**Testing institute
 SBSC**

Successful testing of a profile shape by this institute ensures compliance with national standards and allows use in the Swedish market for specific requirements. The SS 3522 certificate identifies the cylinder for use on burglary-resistant doors.

Product examples:

- Outside cylinder M.FPS.AI.AZ37.SEC
- Scandinavian oval profile cylinder M.FPS.PZ.SKA



NBÚ certificate

The Czech National Security Agency issues product certificates for certified products in accordance with ČSN EN 1627 based on tests carried out by an accredited testing centre. This officially certifies the burglary-resistant properties of the cylinder.

Product example:

- Double cylinder DZ



Trezor Test

The Czech institute Trezor Test is an accredited testing institute for burglary resistance. EVVA cylinders are continuously tested here in accordance with European standards ČSN EN 1627, ČSN EN 1303 and national guidelines.

Product example:

- Double cylinder DZ



IMP testing institute

The Polish National Testing Institute IMP tests and certifies cylinders for burglary resistance and function in accordance with PN EN 1303 and national guidelines. Burglary classes A,B,C describe the burglary-resistant properties of the cylinder.

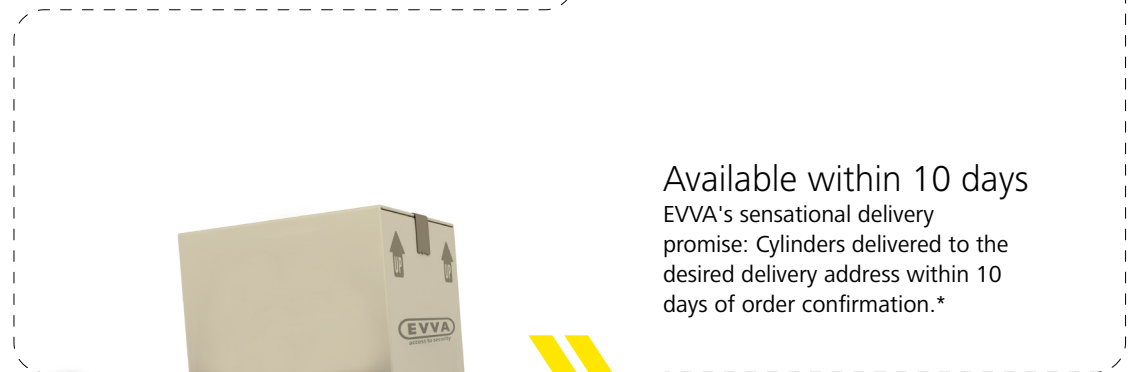
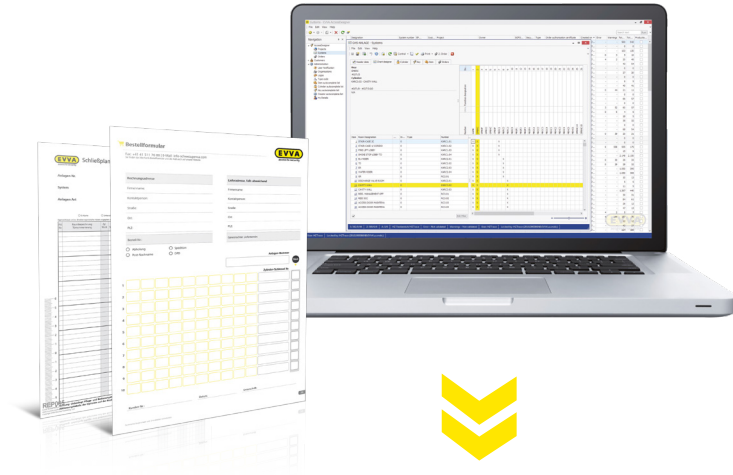
Product example:

- Double cylinder DZ

Installation | Let's get started

Your order:

Order successfully with AccessDesigner or lock chart template.
After technical and installation evaluation of your order, your order will be manufactured.

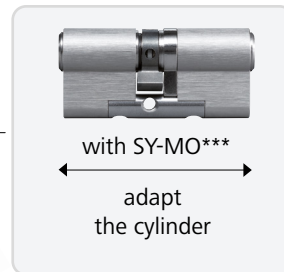


Available within 10 days
EVVA's sensational delivery promise: Cylinders delivered to the desired delivery address within 10 days of order confirmation.*

* Switzerland, Czech Republic, Slovakia, Poland up to 20 units. More information in the reseller price list.
** FPS and EPS systems
*** EPS, ICS, 4KS, MCS, AirKey and Xesar systems



Compact cylinder**.



If the door dimensions are not known until very late, then score points with the SY-MO*** modular. Subsequent adaptations are possible.

Fast assembly

The cylinders and keys are sorted and delivered with a lock chart. This allows cylinders to be quickly allocated to the installation location and then installed.



Installed with protrusion

The SY-MO*** modular system allows cylinders to be adapted at any time. An enormous advantage for tight deadlines and door or fitting dimensions that deviate from the planning.



EVVA quick help

Need help with assembly? EVVA provides you with a technical support hotline.

Handover & Operation | Components


Documentation

Documentation can be handed over to customers to facilitate and ensure maintenance and adaptations to the system.

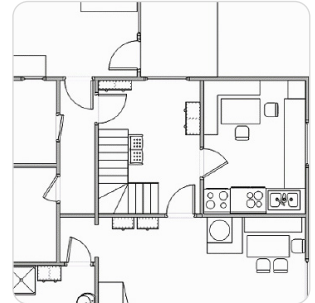
Said documentation may consist of several elements.




Project documentation




Lock charts



Plans of the development project



Photographic evidence of doors and areas with restricted accessibility



Data sheets and instructions for use



Handover report

Handover

After installation, the keys and the lock chart are handed over. The master key system is now commissioned.



Key handover


Support & Warranty

EVVA products are largely maintenance-free. However, EVVA ensures that any occurring issues are quickly and efficiently dealt with, regardless of whether before or after setup:



EVVA hotline

EVVA partners have a technical support hotline available for mechanical products.



Product history

All manufacturing data relating to EVVA master key systems is archived by EVVA.

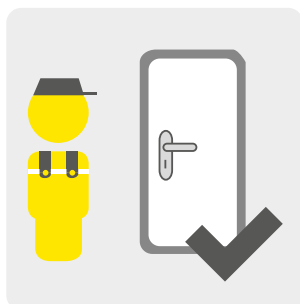


Delivery

EVVA always strives to provide attractive delivery dates. Ask your EVVA consultant.

Maintenance & Updates

Excellent reasons to stay in touch after successful implementation.




Checks

EVVA recommends annual maintenance of the system to ensure a long service life of products.



Updates

New standards and guidelines may require the modification of existing systems.



New products

We are continuously enhancing our range. Customers demand new functionalities. As a result, a regular exchange of ideas benefits everyone involved.

A series of horizontal dotted lines spanning the width of the page, intended for handwritten notes or a list.

Legal notice

Publisher

EVVA Sicherheitstechnologie GmbH

Content management

EVVA Sicherheitstechnologie GmbH

Editor: Marcus Anderle

Graphics: René Kern, Christine Artner | **Texts:** Nina Dominici, Marcus Anderle

Photographs: Bernhard Schramm, Vienna Paint, iStockphoto, fotolia

Print: AV+ASTORIA Druckzentrum GmbH | Wien

EVVA Sicherheitstechnologie GmbH and its subsidiaries shall exclusively conclude agreements in line with the General Terms and Conditions and the Licensing Terms and Conditions, available at www.evva.com/terms.

www.evva.com